



24-INCH INTEGRATED WINE CELLAR PANEL-READY

DRW24980RAP/LAP INTEGRATED WINE STORAGE



PRODUCT FEATURES

- ◆ Full height door with true flush cabinet integration without exposed venting grille
- ◆ SteelCool™ Interior illuminated by 3DLighting™
- ◆ Push-To-Open™ Door Assist opens the door upon a slight push for a luxuriously convenient experience
- ◆ 3 Independently Controlled Zones

DIMENSIONS & WEIGHT

APPLIANCE DIMENSIONS (H X W X D) (IN.)	83 3/8" X 23 3/4" X 25"
REQUIRED CUTOUT SIZE (H X W X D) (IN.)	84" X 24" X 25"
NET WEIGHT (LBS)	416

GENERAL PROPERTIES

PANEL READY	YES
DOOR SWING	LEFT/RIGHT
PUSH-TO-OPEN™ DOOR ASSIST	YES
IQ REMOTEVIEW™ CAMERA	NO
DEODORIZING FILTER	YES (3 EA)
LIGHTING	3DLIGHTING™
INTERIOR MATERIAL	STEELCOOL™ INTERIOR
FULL WIDTH SHELVES	11 EA
SHELF MATERIAL	OAK WOOD, METAL TRIM
FULL EXTENSION DRAWERS AT 90° DOOR OPENING ANGLE	YES
PRESENTATION SHELF	1 EA
DOOR OPEN ALARM	YES
IQ REMOTE DIAGNOSTICS™ (WI-FI)	YES
SPECIAL MODES	SABBATH MODE

CAPACITY

MAXIMUM BOTTLE CAPACITY	100 BOTTLES
-------------------------	-------------

PERFORMANCE

TRIPLE COOLING (3 EVAPORATORS, 1 COMPRESSOR)	YES
PRECISE COOLING	YES

EFFICIENCY

ENERGY STAR® QUALIFIED	YES
ANNUAL ENERGY CONSUMPTION	TBD

TECHNICAL DETAILS

CURRENT (A)	3
VOLTS (V)	115
FREQUENCY (HZ)	60
POWER CORD LENGTH (IN.)	78 3/4"
PLUG TYPE	120 V, 3 PRONG

TEMPERATURE RANGES

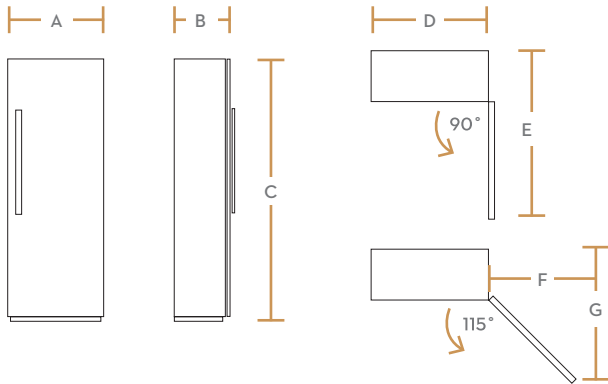
UPPER/MID/LOWER ZONE	40°(4°) TO 65°(18°)
----------------------	---------------------

WARRANTY

LIMITED, ENTIRE APPLIANCE, PARTS AND LABOR ON ANY PART OF THE REFRIGERATOR	2 YEAR
LIMITED WARRANTY FOR SEALED REFRIGERATION SYSTEM; PARTS AND LABOR	3RD TO 6TH YEAR
LIMITED WARRANTY FOR SEALED REFRIGERATION SYSTEM; PARTS ONLY	7TH TO 12TH YEAR
LIMITED WARRANTY FOR COMPRESSOR; PARTS ONLY	13TH TO 15TH YEAR

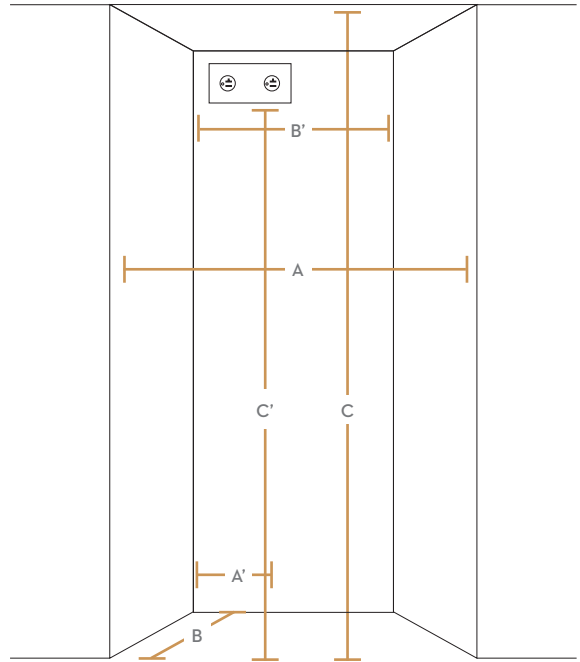
APPLIANCE DIMENSIONS

A (WIDTH)	23 3/4" (603 MM)
B (DEPTH) WITHOUT PANEL	23 13/16" (605MM)
C (HEIGHT)	83 3/8" (2118MM)
D	23 5/8" (600 MM)
E	50 3/4" (1289 MM)
F	13 11/16" (348 MM)
G	49 11/16" (1261 MM)



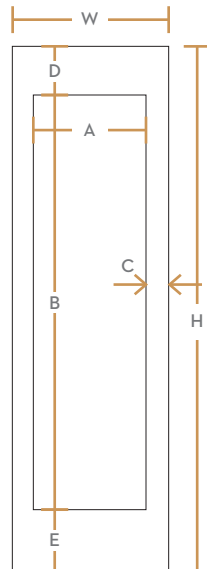
INSTALLATION CUTOUT DIMENSIONS

A (WIDTH)	24" (762MM)
B (DEPTH)	25" (635MM)
C (HEIGHT)	84" (2,134MM)
A'	5 1/2" (140MM)
B'	14" (508MM)
C'	80" (2,032MM)



CUSTOM PANEL SPECIFICATIONS

W (WIDTH)	23.74" (603 MM)
H (HEIGHT)	79.88" (2029MM)
A	17.17" (436MM)
B	62.78" (1594.5MM)
C	3.29" (83.5MM)
D	7.72" (196MM)
E	9.39" (238.5MM)



ACCESSORIES

24" WINE COLUMN MODERNIST GRAPHITE STAINLESS STEEL KIT (RIGHT)	RAW24AMRHMS
24" WINE COLUMN MODERNIST GRAPHITE STAINLESS STEEL KIT (LEFT)	RAW24AMLHMS
24" WINE COLUMN MODERNIST SILVER STAINLESS STEEL KIT (RIGHT)	RAW24AMRHSR
24" WINE COLUMN MODERNIST SILVER STAINLESS STEEL KIT (LEFT)	RAW24AMLHSR
24" WINE COLUMN PRO SILVER STAINLESS STEEL KIT (RIGHT)	RAW24AHRHSR
24" WINE COLUMN PRO SILVER STAINLESS STEEL KIT (LEFT)	RAW24AHLHSR
DEODORIZING FILTER	RACooDFAAAA