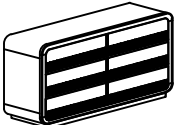







ASSEMBLY INSTRUCTIONS


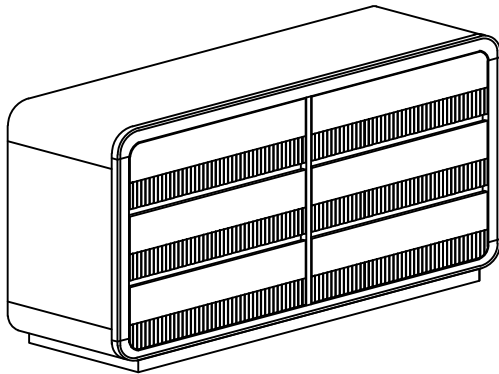
ITEM NO : B3500-1
KINKAID DRESSER

BOX OF DRESSER

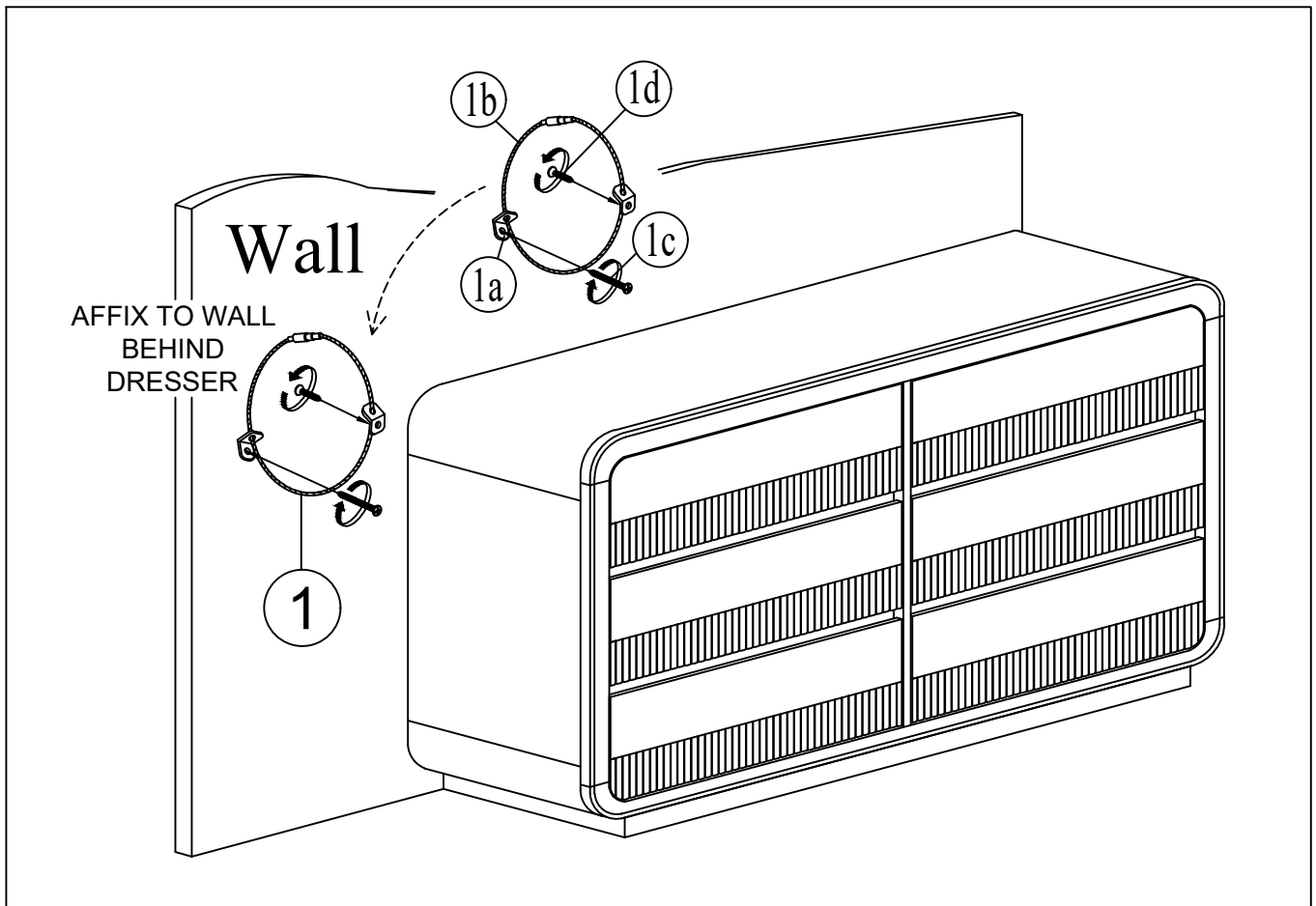
ITEM	DRAWING	DESCRIPTION	QTY
A		DRESSER	1

BOX OF DRESSER HARDWARE LIST

1		TIPPING RESTRAINT (Affix to wall behind Dresser) * Located in the Right Side Front Drawer		
	1a		BRACKET	2
	1b		TIE WRAP	1
	1c		LONG SCREW #8x2" L	1
	1d		SHORT SCREW #8x5/8" L	1



COMPLETED DRESSER ASSEMBLY



THE HARDWARE IS LOCATED IN THE PACKING ITEMS
THE ANTI TIPPING HARDWARE IS LOCATED IN THE DRESSER 1st RIGHT SIDE FRONT DRAWER

NOTE : Periodically check to ensure that all connectors (bolts, screws, etc.) are tight.

CLEANING INSTRUCTION

After assembled, clean & polish the completed parts if necessary with soft cloth and industrial recognized furniture polish

MADE IN MALAYSIA