

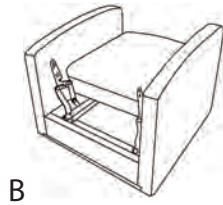
Stanley Recliner

Assembly Instructions
Instrucciones De Asamblea
Instructions d'Assemblée

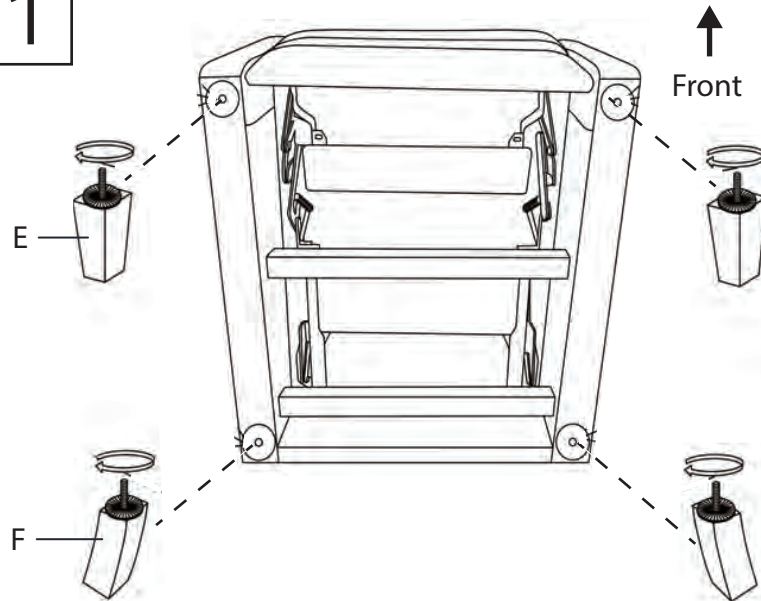
Part # RCL-STANLEY XX

25-0108

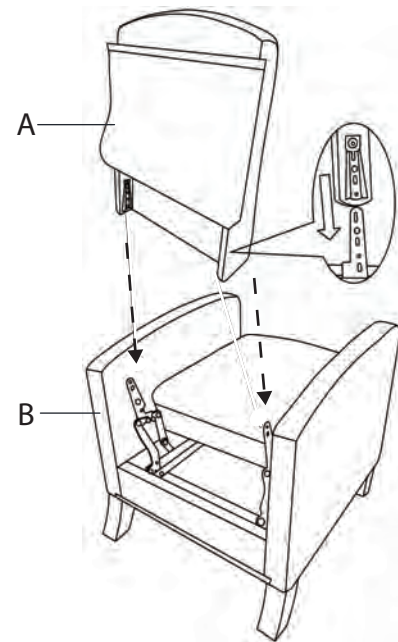
PARTS



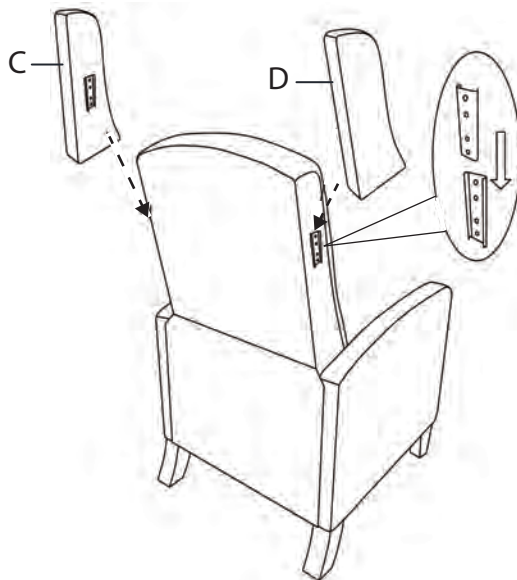
1



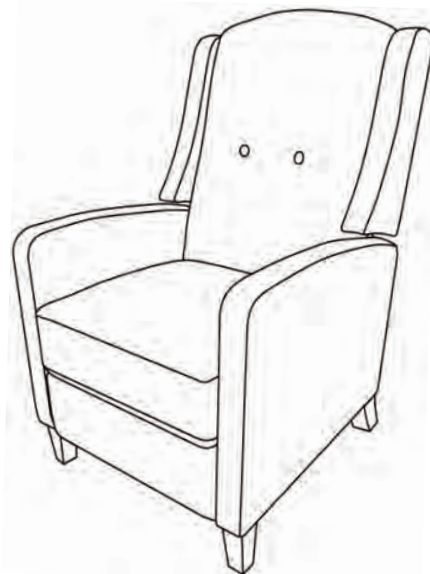
2



3



4



⚠ WARNING: SEATING

- Read all instructions carefully and completely before assembly and use. Retain for future reference.
- Keep plastic bags and small parts away from children.
- For residential (non-commercial) use only.
- DO NOT stand on product. Use only for intended seating purpose.
- Max weight limit 250 lbs.
- Periodically check for loose hardware; retighten as necessary.
- DO NOT use product if any component becomes damaged.
- DO NOT use power tools to assemble OR overtighten hardware.