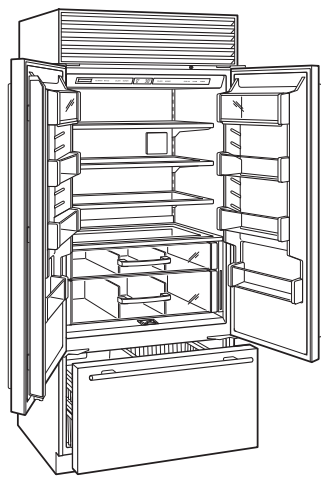


FEATURES

- Four design options: framed, overlay, flush inset and stainless steel.
- French doors require less floor space for door clearance to accommodate virtually any-size kitchen.
- Dual refrigeration system ensures the freshest food and energy efficiency.
- Electronic microprocessor constantly monitors entire unit to ensure proper food storage environment.
- Air purification system reduces odors, bacteria, viruses and ethylene gas.
- Advanced water filtration system.
- Illuminated touch control panel.
- Bright interior lighting throughout, including storage drawer area.
- Adjustable spill-proof glass shelves.
- Crisper and deli drawers form a lower-temperature zone.
- Soft-close glide system on refrigerator storage drawers.
- Easy-access flip-up grille.
- Informational freshness cards.
- Full-extension, roll-out freezer drawer.
- Automatic ice maker with max ice feature temporarily increases production.



Model BI-36UFD



MODEL OPTIONS

Overlay (framed, flush inset)	BI-36UFD/O
Stainless (tubular handle)	BI-36UFD/S/TH
Stainless (pro handle)	BI-36UFD/S/PH

INTERIOR FEATURES

REFRIGERATOR

- 3 Adjustable glass shelves
- 1 Stationary glass shelf
- 1 High-humidity drawer with dividers
- 1 Storage drawer with dividers
- 4 Adjustable door shelves
- 2 Stationary door shelves
- 2 Adjustable dairy compartments

FREEZER

- Full-extension roll-out freezer drawer
- Two-tier wire storage baskets
- Automatic ice maker

ACCESSORIES

- Grilles for 83" or 88" finished height (84" is standard).
- Framed front panels in white or stainless steel.
- Flush inset panels in stainless steel with tubular or pro handles.
- Custom front panel mounting kit.
- Side panel in white or stainless steel.
- Stainless steel tubular and pro handles.
- Full-length standard and extended framed handles.
- Stainless steel kickplate.
- Dozen egg container.
- Replacement air purification cartridge and water filter.

Accessories available through an authorized Sub-Zero dealer. For local dealer information, visit the find a showroom section of our website, subzero.com.

SPECIFICATIONS

PRODUCT

Dimensions	36"W x 84"H x 24"D
Door Clearance	19 1/2"
Weight	529 lb

CAPACITY

Refrigerator	15.7 cu ft
Freezer	5.3 cu ft

ELECTRICAL

Supply	115 VAC, 60 Hz
Service	15 amp circuit

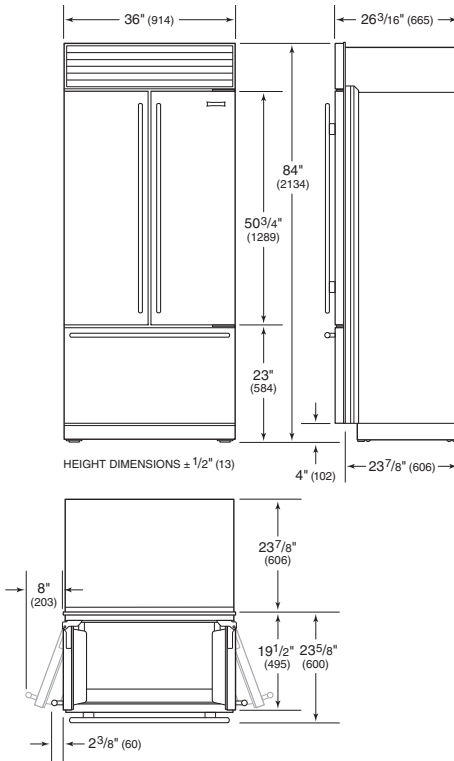
PLUMBING

Supply	1/4" OD copper, braided stainless steel or PEX tubing
Pressure	35-120 psi

Specifications are subject to change without notice. Visit subzero.com/specs for the most up-to-date information.

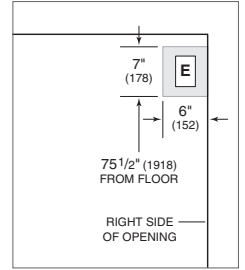
Dimensions may vary $\pm 1/8"$ (3). Dimensions in parentheses are millimeters unless otherwise specified.

DIMENSIONS

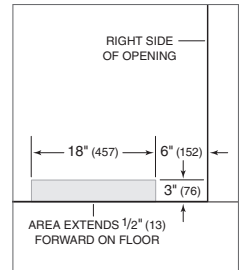


Dimensions based on stainless steel model. For flush inset, add 1/2" (13) to door clearance dimensions.

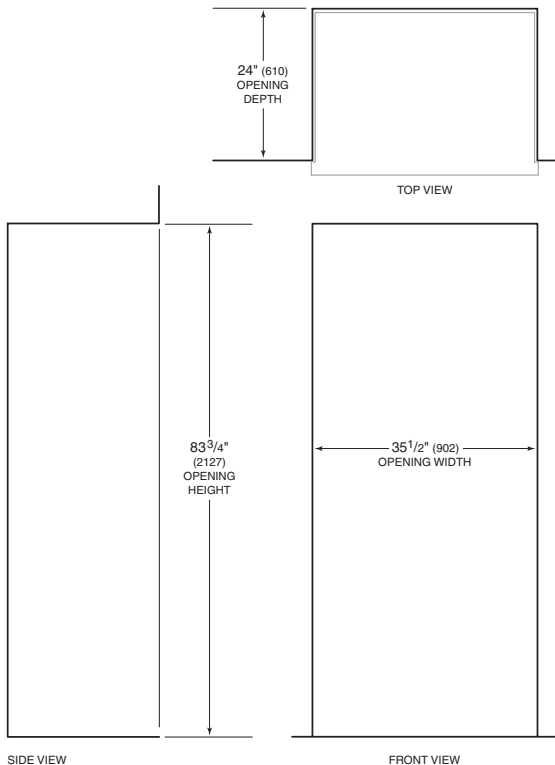
ELECTRICAL



PLUMBING

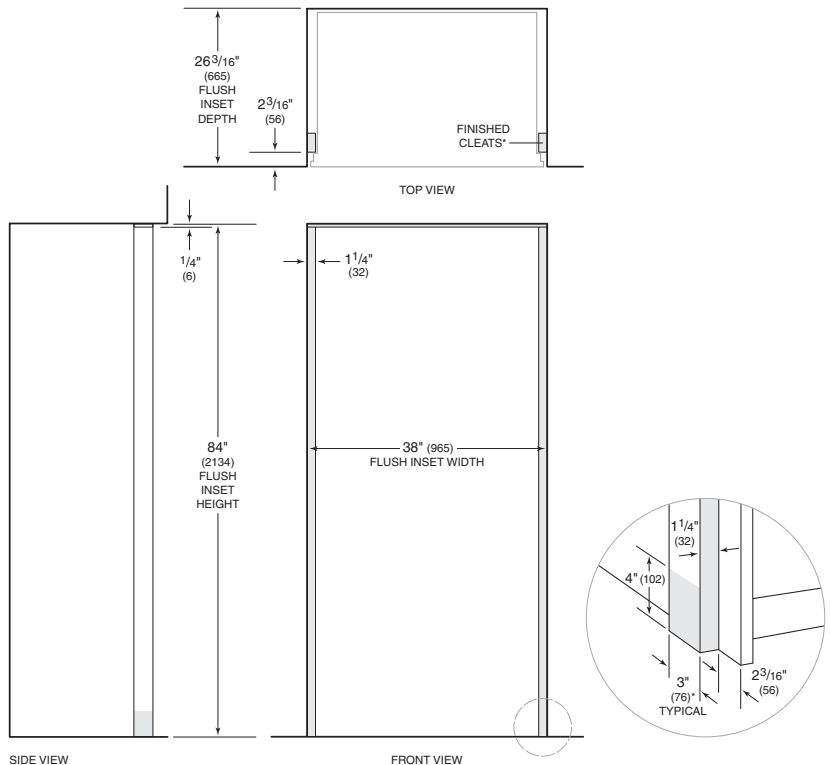


STANDARD INSTALLATION



NOTE: Shaded line represents profile of unit.

FLUSH INSET INSTALLATION



*3" (76) typical depth. Shaded areas will be visible and should be finished to match cabinetry.
NOTE: Shaded line represents profile of unit with 3/4" (19) panel.