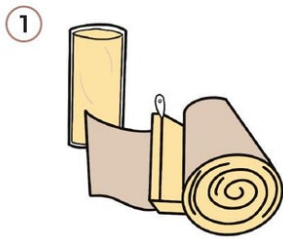
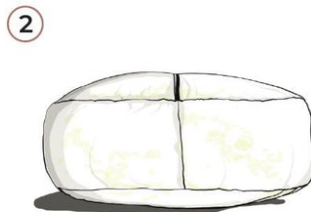




Lil' Cuddler Set-up Instructions



1 Unroll the plastic film from the foam. DO NOT CUT OPEN or remove the protective liner.



2 Flip & knead the foam to introduce air back into the micro cushions.



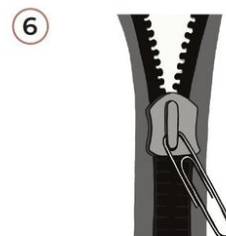
3 Open the cover like a clamshell and spread it out on the floor.



4 Place the bean bag inside one-half of the clamshell.



5 Fold the cover over the bean bag and zip it closed. Enjoy!



6 Optional: Use a paper clip to open the childproof zipper to add or remove foam from the liner.

Washing instructions (cover only): Machine-wash cold with mild detergent and hang dry. Do not bleach.



Protective Inner Liner



Machine Washable Cover



One Year Warranty

20154 (01)

STILL HAVE QUESTIONS?

✉ SERVICE@JAXXLIVING.COM

☎ 1.866.384.2802

