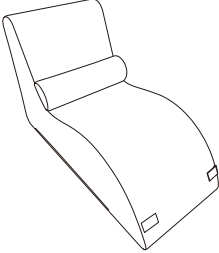


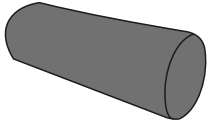


ITEM NAME / NOM D' ITEM : LUANDA LOUNGE CHAIR

ITEM # / NO. ITEM : 704152 (GRAY)

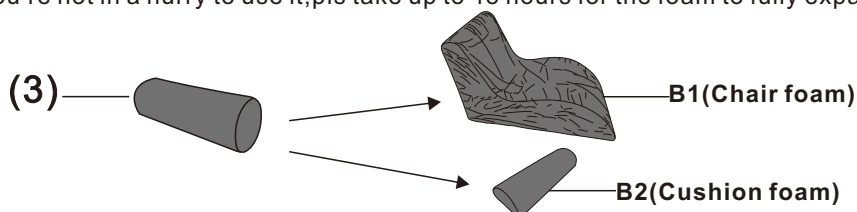
Enquiry : parts@zuomod.com

PARTS LIST / Liste des pièces

 ▲ In rainy days or snowy days, pls. take the product inside the house for better protection.	(1)	(2)	(3)
	 X1	 X1	 X1

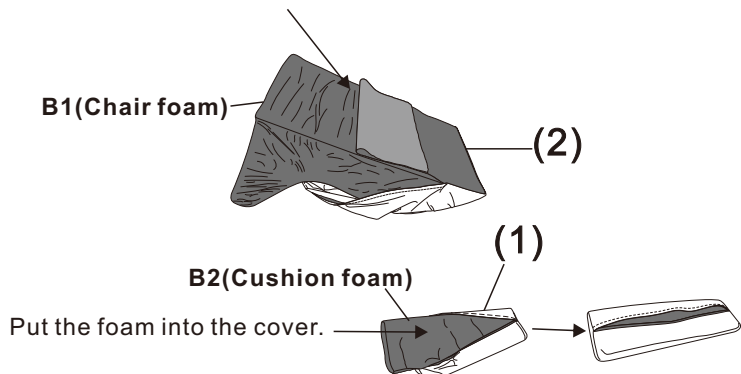
INSTRUCTIONS

A If you're not in a hurry to use it, pls take up to 48 hours for the foam to fully expand.



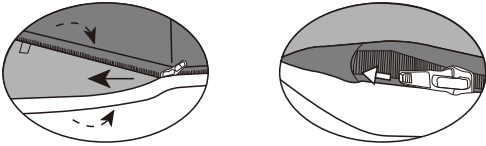
Remove the plastic of this shrunken foam pack. Shake and pat it for 10 minutes to break up the foam. It should start expand slowly.

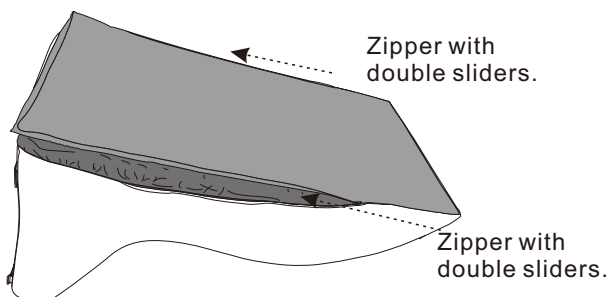
B Put the foam into the cover.



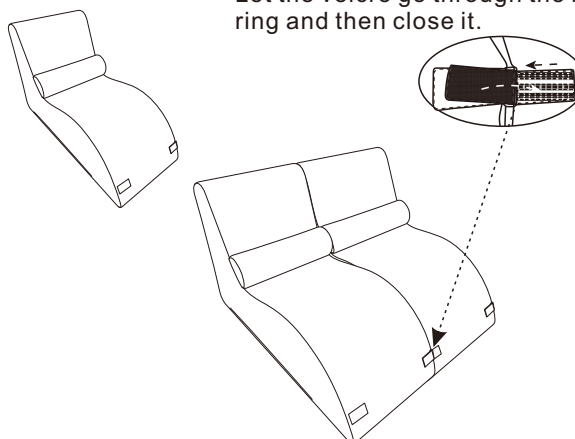
C If the foam does not expand, grad parts of the cushion and loosen and lumps of foam that may have gathered inside. Give the chair a good shake to help the foam expand better and distribute uniformly. The more you shake, the better the foam will expand.



D 
Zipper with double sliders.



E Let the velcro go through the metal ring and then close it.



For missing parts or damaged parts, pls call /

Pour pièce manzuante ou endommagée, veuillez appeler: USA, Canada and Mexico: (866)-798-6663

AI-V1-241023