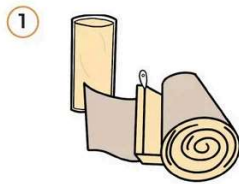
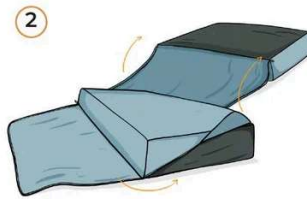




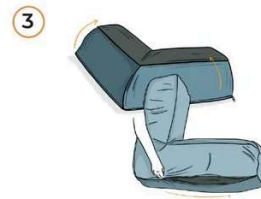
Unsofa® Modular Sectional Set-up Instructions



1
DO NOT CUT OPEN. Unroll the plastic film and allow the foam to expand in the liner. It will reach maximum firmness in 24-48 hours but the cover can be applied after 20 minutes.



2
Match the covers to the square and/or rectangular base cushions. Pull the covers over the cushions, flip over, and zip closed.



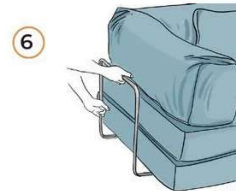
3
Place the L-shaped covers over the L-shaped backrests so that the zippers line up and zip closed.



4
Repeat step 2 with the straight backrest(s).



5
Place decor pillows into the covers and zip closed.



6
Lift the bottom base cushions and slide the u-shaped metal frames underneath.

Washing instructions (cover only): Machine-wash cold with mild detergent and hang dry. Do not bleach.



Protective Inner Liner



Machine Washable Cover



Easy Assembly



One Year Warranty

STILL HAVE QUESTIONS?



Scan code to watch the video!
SERVICE@JAXXLIVING.COM
1.866.384.2802

21379, 21386, 21393 (01)

