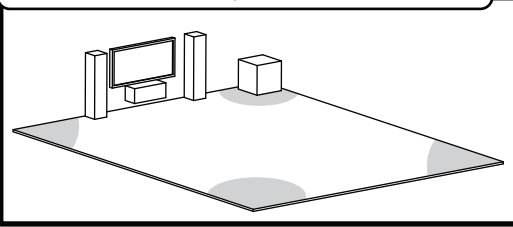


Quick Start Guide

STA-300D

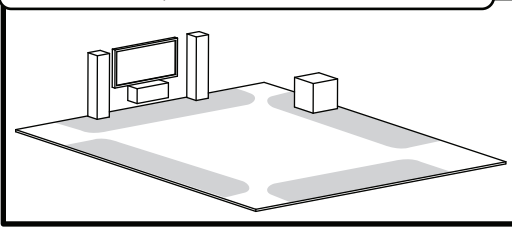
SUBWOOFER ROOM PLACEMENT

CORNER PLACEMENT, SINGLE SUBWOOFER



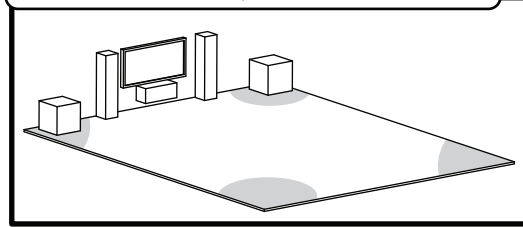
- Loudest Bass, Moderate Accuracy

ALONG WALL, SINGLE SUBWOOFER



- Best Accuracy, Moderate Bass Volume

CORNER PLACEMENT, DUAL SUBWOOFERS

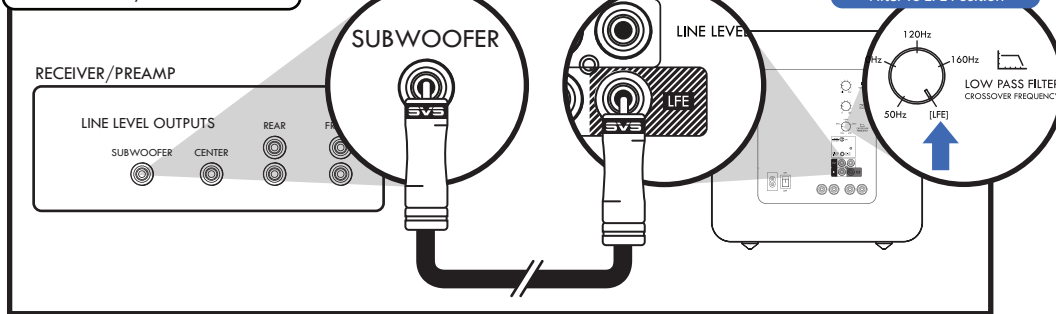


- Best Balance of Bass Volume and Accuracy

Subwoofer performance varies greatly depending on position in the listening environment. If possible, it is best to start with a corner placement on the same wall as the front speakers.

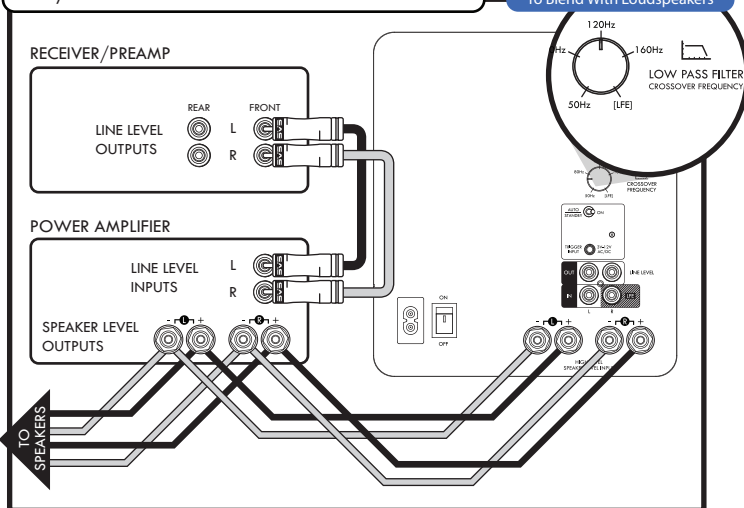
CONNECTING YOUR SUBWOOFER

TYPICAL A/V RECEIVER

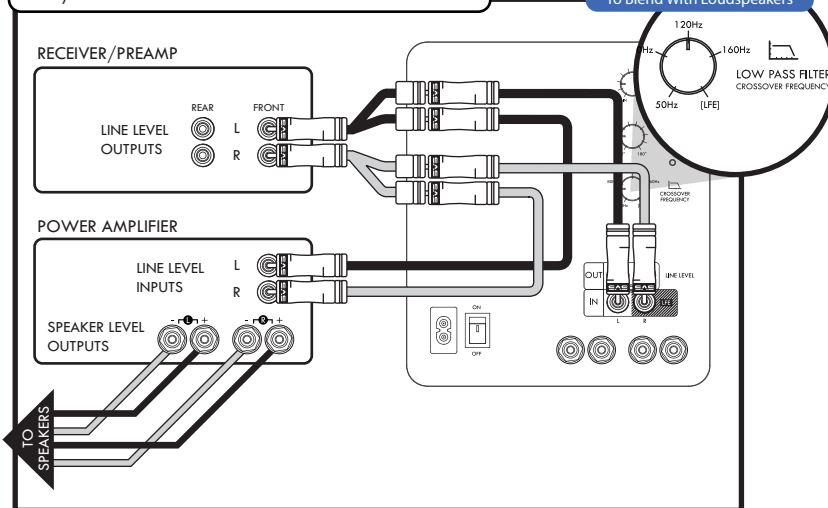


- For most users, the TYPICAL A/V RECEIVER setup is all that will be required to connect your subwoofer.
- If your equipment doesn't support Line Level connections, or you run separate Pre-amplifier and Power Amplifiers, follow one of the other two connection guides.
- Alternate connection options are available in the Owner's Manual, downloadable from www.svsound.com/document-library.

PRE/PRO - SPEAKER LEVEL CONNECTION

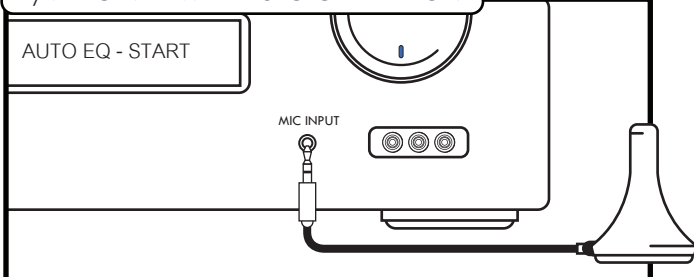


PRE/PRO - LINE LEVEL CONNECTION



CALIBRATING YOUR SUBWOOFER

A/V RECEIVER WITH AUTO CALIBRATION



- Run the Auto-EQ setup feature on your A/V receiver. It is important to rerun your receiver's calibration procedure if you are upgrading from another subwoofer.
- If your setup doesn't involve Auto-EQ features, adjust the subwoofer volume control to level-match to your loudspeakers.
- Access the A/V receiver speaker setup menu, and confirm the appropriate speaker/subwoofer crossover settings for each speaker channel.
- For additional guidance on recommended crossover settings, visit our [Merlin matching tool](http://www.svsound.com/merlin) at www.svsound.com/merlin or consult the Owner's Manual, downloadable from www.svsound.com/document-library.

This Quick Start Guide and all SVS product documentation are available for view and download at www.svsound.com/document-library. For further assistance with the setup of your SVS product, please contact our Sound Experts online at www.svsound.com or toll free at (877) 626-5623