

# GEFW480SPK/SSK

*GE Appliances ENERGY STAR® 4.9 DOE cu. ft. capacity*

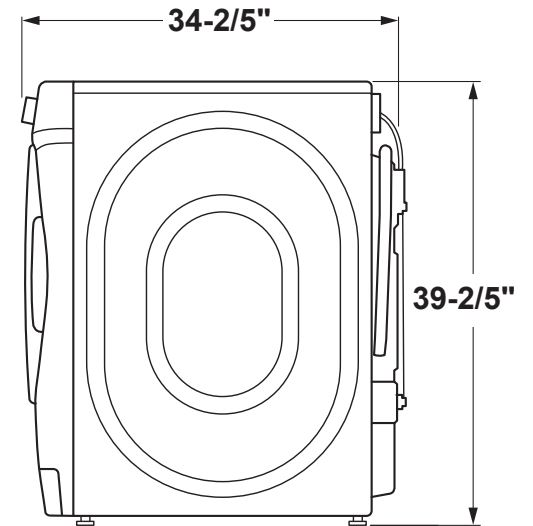

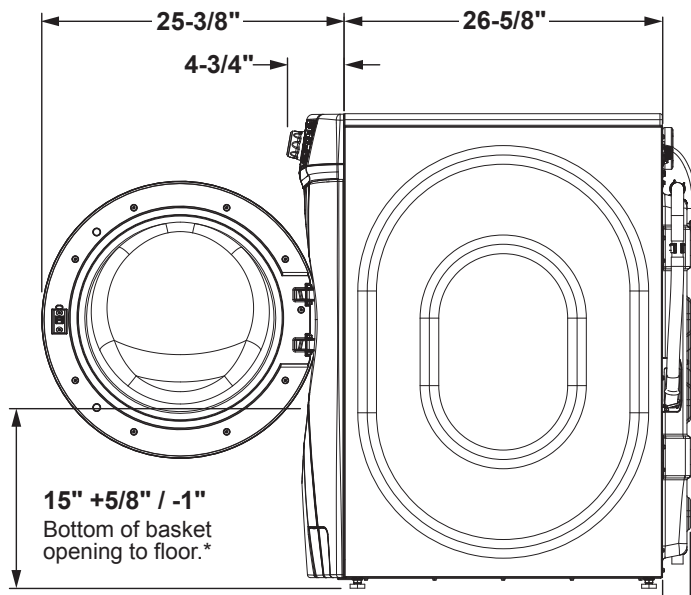
*Front Load Washer with steam*

## DIMENSIONS AND INSTALLATION INFORMATION (IN INCHES)

### ELECTRIC RATING

120V	12.0A, 60Hz
------	-------------

**INSTALLATION INFORMATION:** For complete information, see installation instructions packed with your washer.



For answers to your Monogram, GE Café™ Series, GE Profile™ Series or GE Appliances product questions, visit our website at [geappliances.com](http://geappliances.com) or call GE Answer Center® Service, 800.626.2000.



Listed by  
Underwriters  
Laboratories

Specification Revised 11/16

# GEFW480SPK/SSK

*GE Appliances ENERGY STAR® 4.9 DOE cu. ft. capacity*

*Front Load Washer with steam*

## **SPECIAL INSTALLATION REQUIREMENTS:**

### **STACKED INSTALLATION:**

-Brackets for stacking dryer over washer are not included with the washer.  
Order part no. GEFLSTACK or part no. WE25X10018.

### **ALCOVE OR CLOSET INSTALLATION:**

- If your dryer is approved for installation in an alcove or closet, it will be stated on a label on the dryer back.
- The dryer **MUST** be exhausted to the outside.
- Minimum clearances between dryer cabinet and adjacent walls or other surfaces are: 0" either side, 3" front and rear
- Minimum vertical space from floor to overhead cabinets, ceilings, etc. is 52".
- Closet doors must be louvered or otherwise ventilated and must contain a minimum of 60 sq. in. of open area equally distributed. If this closet contains both a washer and a dryer, doors must contain a minimum of 120 sq. in. of open area equally distributed.
- No other fuel-burning appliance shall be installed in the same closet with a gas dryer.

### **BATHROOM OR BEDROOM INSTALLATION:**

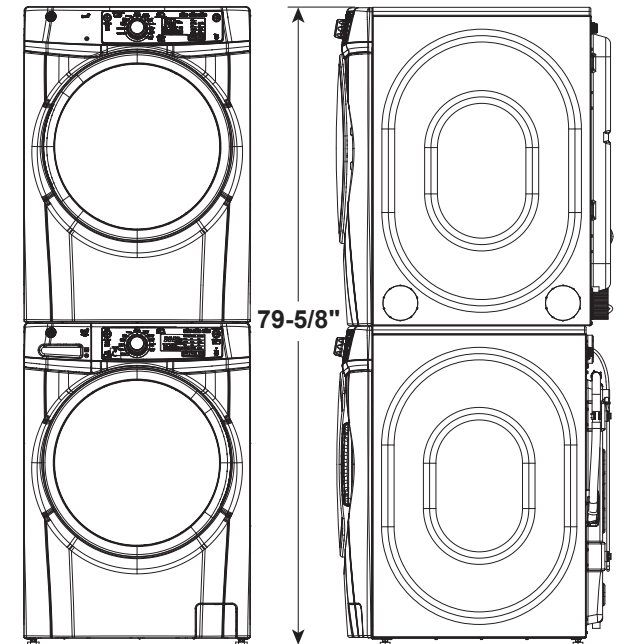
- The dryer **MUST** be exhausted to the outdoors.
- The installation must conform with the local codes, or in the absence of local codes, with the National Electric Code and National Fuel Gas Code, ANSI Z223.

### **MINIMUM CLEARANCE OTHER THAN ALCOVE OR CLOSET INSTALLATIONS:**

- Minimum clearances to combustible surfaces 0" both sides, 3" rear.

**FOR MORE INFORMATION ON VENTING KITS AND ACCESSORIES,  
PLEASE CALL 1-800-GE-CARES.**

## **STACKED DIMENSIONS (IN INCHES)**



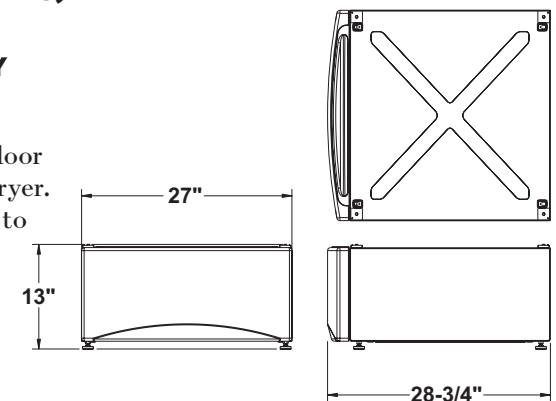
## **PEDESTAL DIMENSIONS (IN INCHES)**

**GFXP1308FWW - WHITE**

**GFXP1308FDG - DIAMOND GRAY**

**GFXP1308FRR - RUBY RED**

This optional 13" pedestal raises the door opening and height of the washer or dryer. Feet on 13" pedestal allow it to adjust to 13-3/8" height.



For answers to your Monogram, GE Café™ Series, GE Profile™ Series or  
GE Appliances product questions, visit our website at [geappliances.com](http://geappliances.com)  
or call GE Answer Center® Service, 800.626.2000.

# GEF480SPK/SSK

*GE Appliances ENERGY STAR® 4.9 DOE cu. ft. capacity  
Front Load Washer with steam*

## FEATURES AND BENEFITS

**Time Saver** - When you need to get a full load of clothes clean in only 37 minutes

**Steam Assist** - Penetrates deep into fabric fibers, loosening stains like tomato and grass, yet protects your fabrics

**Stain Removal Guide** - Clean the most common stains with preprogrammed settings that modify any cycle to help remove stains like blood, tomato, wine, dirt, grass or coffee

**Internal water heater** - Increases wash temperature to reduce bacteria and provide better cleaning for the really tough stains

**Sanitize cycle** - Feel comfort knowing clothes are sanitized\* and 99.9% of bacteria has been removed thanks to an internal water heater that boosts the water temperature\*Certified by NSF Protocol P172 Sanitation Performance of Residential Clothes Washers

**Precision Dispense** - Great cleaning performance is enhanced with a dispenser that distributes fresh detergent multiple times throughout the wash

**Allergen cycle** - Remove up to 99% of pet dander and dust mite allergens\* with this cleaning cycle that reaches 131°F \*Meets NSF Protocol P351

**Adaptive Vibration Control** - Considers floor type and location of washer in the home to adapt and optimize spin patterns, reducing vibration and sound

**eWash Cold Wash Technology** - Energy-saving option uses a cold water wash on select cycles without sacrificing performance

**LED washer basket light** - Find every last sock with a bright LED light that effectively lights the wash basket

**Bulky Items** - Convenient cycle for comforters and pillows

**Active wear wash cycle** - Finding the right setting for workout clothes is no sweat thanks to a cycle designed specifically for cleaning performance fabrics

Model GFW480SSKWW - White

Model GFW480SPKDG - Diamond Gray

Model GFW480SPKRR - Ruby Red

