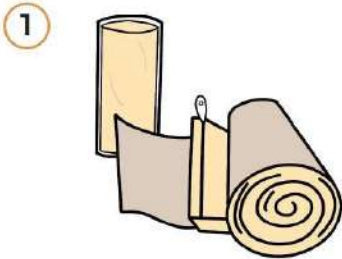
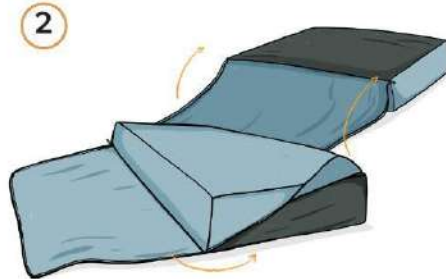




# Unsofa<sup>®</sup> Modular Sectional Set-up Instructions



**1**  
DO NOT CUT OPEN. Unroll the plastic film and allow the foam to expand in the liner. It will reach maximum firmness in 24-48 hours but the cover can be applied after 20 minutes.



**2**  
Match the covers to the square and/or rectangular base cushions. Pull the covers over the cushions, flip over, and zip closed.



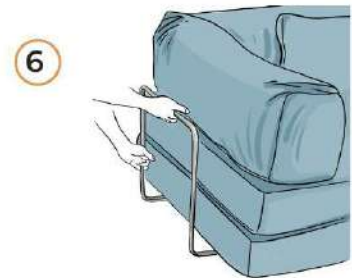
**3**  
Place the L-shaped covers over the L-shaped backrests so that the zippers line up and zip closed.



**4**  
Repeat step 2 with the straight backrest(s).



**5**  
Place decor pillows into the covers and zip closed.



**6**  
Lift the bottom base cushions and slide the u-shaped metal frames underneath.

**Washing instructions (cover only):** Machine-wash cold with mild detergent and hang dry. Do not bleach.



Protective Inner Liner



Machine Washable Cover



Easy Assembly



One Year Warranty

21379, 21386, 21393 (01)

## STILL HAVE QUESTIONS?



Scan code to watch the video!  
✉ SERVICE@JAXXLIVING.COM  
☎ 1.866.384.2802

