





500 Shadow

Style Number	708TS	733TS	738TS
Style Name	CREST 12X24 MATTE	CREST BN	CREST MOS
Construction	Porcelain	Porcelain	Porcelain
Tile Type	Floor Tile	Trim	Accent
Tile Size	23.61" x 11.81" 59.98 cm x 30 cm	11.75" x 2.81" 29.85 cm x 7.14 cm	12" x 12" 30.48 cm x 30.48 cm
Edges	Pressed		
Country Of Origin	Mexico	Mexico	Mexico
Residential Warranty	5 Years	1 Year Limited	1 Year Limited
Installation Area	Exteriors, Floors, Walls		
Technical			
Wear Rating Group	4 (Commercial)	4 (Commercial)	4 (Commercial)
Shade & Texture Variation	V3		


708TS



100 Fog




200 Fawn




500 Shadow


738TS



100 Fog



200 Fawn



500 Shadow

For Shaw Industries Tile/Stone installation instructions and Care/Maintenance guidelines, please contact Shaw Info Center by email at infocenter@shawinc.com, or by phone at 800-441-7429

****Reference ANSI A137.1 section 6.2.2.10 Dynamic Coefficient of Friction for more information regarding product slip resistance and how site conditions and maintenance effect slip resistance.***

For Shaw Industries Tile/Stone installation instructions and Care/Maintenance guidelines, please contact Shaw Info Center by email at infocenter@shawinc.com, or by phone at 800-441-7429