

30" Double Wall Oven

500 Series – Stainless Steel HBL5651UC



BOSCH

Invented for life



HBL5651UC
Stainless Steel

The Bosch wall oven features Convection Multi-Rack and heavy metal stainless steel knobs.

Features & Benefits

Convection Multi-Rack combines a third heating element with a back fan for even browning and time savings by using multiple racks at one time.

Heavy-duty metal knobs offer a premium European feel.

Bosch wall ovens are compatible with most competitors' cutouts.

The wall oven is designed to be installed flush with cabinetry.

General Properties

Oven modes – upper cavity	Bake, Variable Broil (hi & low), Roast, Warm, Sabbath, Proof Dough, Convection Bake, Convection Broil, Convection Roast, Pizza, Convection Multi-Rack, Convection Conversion
Oven modes – lower cavity	Bake, Variable Broil (hi & low), Roast, Warm, Sabbath
Cleaning type – upper & lower cavity	Self Clean
Telescopic rack	0
Illumination type – upper & lower cavity	Halogen
Interior lights – upper cavity	1
Interior lights – lower cavity	1

Oven Performance

Bake / Broil element – upper & lower cavity	2,400 / 3,800 W
Convection element – upper cavity	2,000 W



Technical Details

Watts	8,455 W
Volts, Frequency, Circuit breaker	240 / 208 V, 60 Hz, 40 A
Power cord length; Plug type	60"; Fixed connection, no plug
Energy source	Electric

Dimensions & Weight

Overall appliance dimensions (HxWxD)	52 1/16" x 29 3/4" x 24 1/2"
Required cutout size – Standard (HxWxD)	49 3/4" – 51 1/2" x 28 1/2" x 23 1/2"
Required cutout size – Flush (HxWxD)	52 3/16" x 30" x 24 1/2"
Oven cavity size	4.6 cu. ft.
Overall oven interior dimensions (HxWxD)	17 13/16" x 24 1/8" x 18"
Usable oven interior dimensions (HxWxD)	12 5/16" x 23 1/4" x 15 1/4"
Net weight	261 lbs

Accessories—Included

Included	Upper Oven: 2 Standard Oven Racks Lower Oven: 2 Standard Oven Racks
----------	--

Accessories—Optional



HEZTR301
30" Telescopic Rack



00798845
30" Flat Rack

Accessories: To purchase Bosch accessories, cleaners & parts please visit www.bosch-home.com/us/store or call 1-800-944-2904 (Mon to Fri 5 am to 6 pm PST, Sat 6 am to 3 pm PST).

Notes: All height, width and depth dimensions are shown in inches. BSH reserves the absolute and unrestricted right to change product materials and specifications, at any time, without notice. Consult the product's installation instructions for final dimensional data and other details prior to making cutout.

Warranties: Please see Use & Care manual or Bosch website for statement of limited warranty.

For more information on our entire line of products, go to www.bosch-home.com/us or call 1-800-944-2904

© BSH Home Appliances Corporation. All rights reserved. Bosch is a registered trademark of Robert Bosch GmbH.

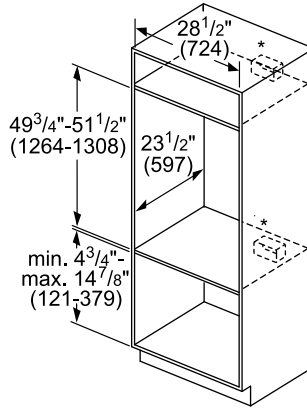
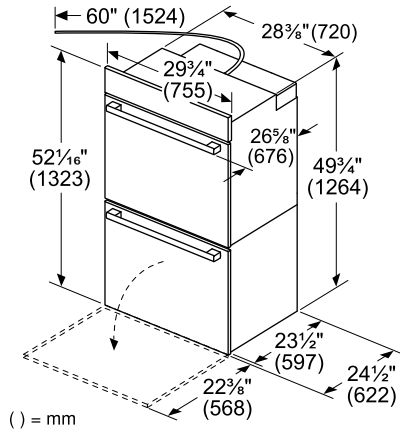
30" Double Wall Oven

500 Series – Stainless Steel HBL5651UC



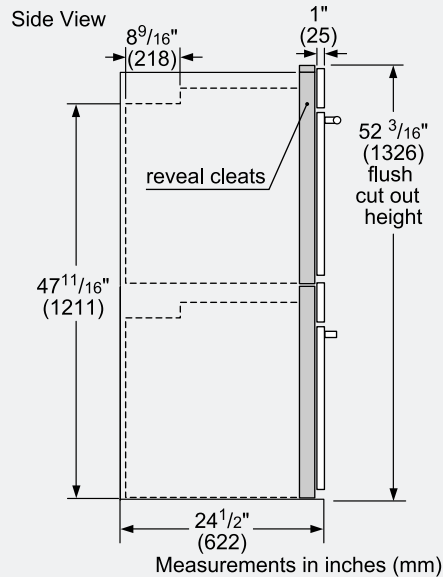
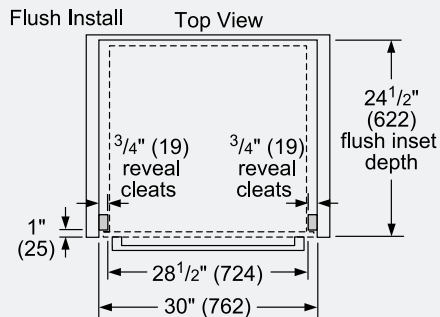
BOSCH
Invented for life

Installation Details



* Junction box may be installed above, below, or to the left or right of the unit within range of the power conduit.

measurements in inches (mm)



Single wall oven shown.

Accessories: To purchase Bosch accessories, cleaners & parts please visit www.bosch-home.com/us/store or call 1-800-944-2904 (Mon to Fri 5 am to 6 pm PST, Sat 6 am to 3 pm PST).

Notes: All height, width and depth dimensions are shown in inches. BSH reserves the absolute and unrestricted right to change product materials and specifications, at any time, without notice. Consult the product's installation instructions for final dimensional data and other details prior to making cutout.

Warranties: Please see Use & Care manual or Bosch website for statement of limited warranty.

For more information on our entire line of products, go to www.bosch-home.com/us or call 1-800-944-2904

© BSH Home Appliances Corporation. All rights reserved. Bosch is a registered trademark of Robert Bosch GmbH.

30" Double Wall Oven

500 Series – Stainless Steel HBL5651UC

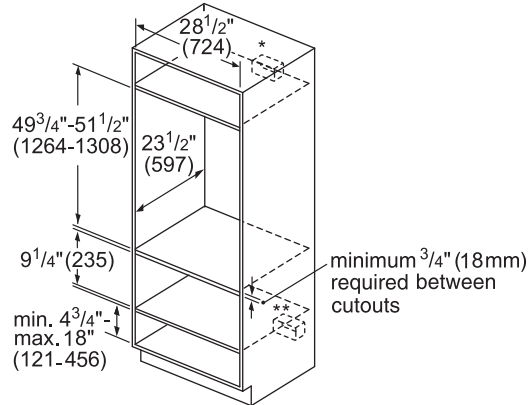


BOSCH

Invented for life

Installation Details

Standard Installation
30" Double Oven over Storage or Warming Drawer

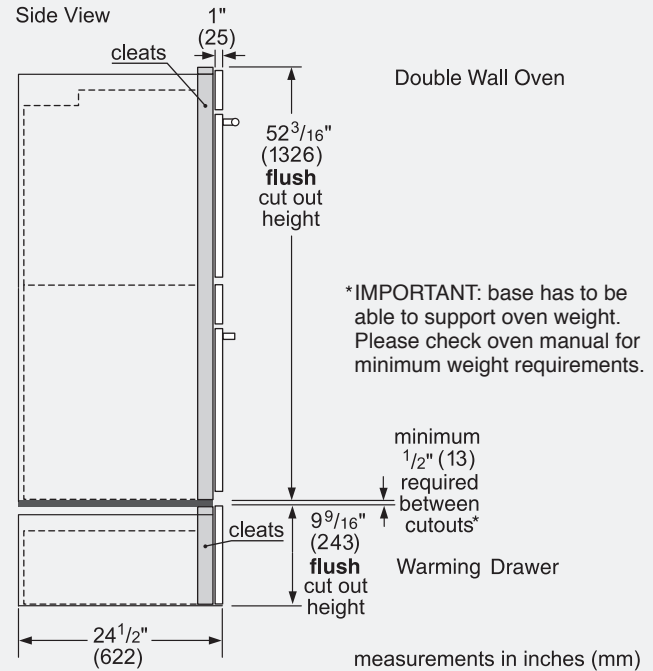


measurements in inches (mm)

* Wall oven junction box may be located above or right or left of the unit within reach of the power conduit.

** Electrical hook up may be located below (depending on space) or next to the drawer within the reach of the power cord.

Flush Installation
Double Oven over Storage or Warming Drawer



Accessories: To purchase Bosch accessories, cleaners & parts please visit www.bosch-home.com/us/store or call 1-800-944-2904 (Mon to Fri 5 am to 6 pm PST, Sat 6 am to 3 pm PST).

Notes: All height, width and depth dimensions are shown in inches. BSH reserves the absolute and unrestricted right to change product materials and specifications, at any time, without notice. Consult the product's installation instructions for final dimensional data and other details prior to making cutout.

Warranties: Please see Use & Care manual or Bosch website for statement of limited warranty.

For more information on our entire line of products, go to www.bosch-home.com/us or call 1-800-944-2904

© BSH Home Appliances Corporation. All rights reserved. Bosch is a registered trademark of Robert Bosch GmbH.