

Product Specifications

Style Number	VV800	
Construction	Solid Polymer Core	
Edge Profile	Enhanced Integrated Bevel	
Nominal Dimensions	7" wide, 48" long	
	US Units	Metric Units
Actual Product Width	7.13"	18 cm
Actual Product Length	49"	124 cm
Wear Layer Thickness	20 mil (0.02")	0.5 mm
Overall Product Thickness	0.236"	6 mm
Core Thickness	0.197"	5 mm
Attached Underlayment	Attached Cork	
Attached Underlayment Thickness	0.039"	1 mm
Installation Methods	Floating or Direct Glue	
Profile	Angle/Tap	
Country of Origin	Imported	

Packaging

Area per Box	16.97 sq ft	1.57 sq m
Pieces per Box	7 pcs	
Weight per Box	36.2 lbs	16.42 kg
Boxes per Pallet	70 boxes	



2035 Essex Maple

Colors



COREtec Pro Premium VV800

Performance

Static Load (ASTM F970)	Passes
Residual Indentation (ASTM F1914)	Passes
Resistance to Heat (ASTM F1514)	Passes
Resistance to Light (ASTM F1515)	Passes
Resistance to Chemicals (ASTM F925)	Passes
Radiant Panel (ASTM E648)	Passes, Class I
Slip Resistance (ASTM D2047)	ADA compliant

Test Reports may be included or listed by the manufacturing/inventory style number as opposed to the noted selling style number.

Warranties

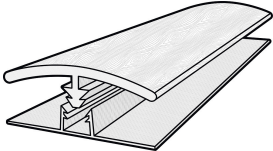
Residential Resilient Limited Warranty - Defects, Wear, Waterproof, Petproof

15 Year Light Commercial

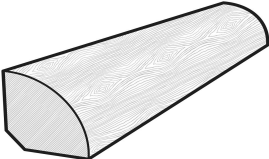
Coordinating Trim



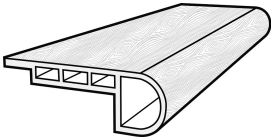
Baby Threshold*
BT7CT | 94"



T-Molding*
TM7CT | 94"



Quarter Round
QTRCT | 94"



Flush Stairnose
FS5CT | 94"

*Packaged with molding track

Coordinating Metal Trim



T-Mold
USC17



Stair Cap

Finish
Satin Silver

USC24

Satin Nickel

Installation Range

Profile Size	Installation Range
3.5mm	1.5mm to 3.5mm heights
5.5mm	3.6mm to 5.5mm heights
8mm	6mm to 8mm heights

Stair Tread



Stair Tread
03Z70 | 48"