


# Café™ 30" Slide-In Front Control Gas Double Oven with Convection Range

CGS750P4MW2 / CGS750P3MD1

C A F É

DISTINCT BY DESIGN™



ALSO  
AVAILABLE IN



CGS750P3MD1  
Matte Black with  
Brushed Stainless  
handles and knobs



## FEATURES & BENEFITS

Entertaining for large groups is easy with the industry's first **six burner, edge-to-edge cooktop** that can accommodate cookware of all sizes and a **cast-iron integrated griddle** that provides enough room to perfectly flip crab cakes, arepas and other crowd favorites.

Create an unforgettable dinner, using a **21K triple ring burner** to do everything from searing scallops to simmering a lemon caper white wine sauce and a **15K power boil burner** to boil water quickly for al dente angel hair pasta.

From everyday gourmet meals to large dinner parties, achieve impressive results with two independent ovens with a total capacity of **6.7 cu. ft.** for true cooking flexibility, along with the accurate heat circulation of **True European Convection with Precise Air** in the lower oven.

Get roasts and meats just right with a **temperature probe** that lets you monitor progress without opening the oven door.

Every detail of your kitchen is designed to delight, thanks to a sleek **LED control panel** that visually disappears when not in use and wakes up when prompted.

Control your oven with your smart device or simply your voice using **Wifi Connect**.

Easily remove everything from heavy roasts to delicate desserts with **self-clean racks** that stay in both ovens during the self-clean cycle.

Create a chef-like experience with **Chef Connect**, which can synchronize your appliance clocks and surface lights and vent when a range burner is in use, and even your microwave and range clocks.

## APPEARANCE

Cooktop Burner Grate Color	Matte Black
Oven Door Features	Big Clear View Oven Window
Handle	Professional Style; Customizable; Consumer Removable"
Handle Design	Café

## FEATURES

Configuration	Double Oven Range
Cooking System	True Convection
Cooking Technology	Traditional Upper; Convection Lower
Oven Cleaning Type	Self-Clean with Steam Clean Option
Burner - Left Front	21,000 BTU Tri-ring Burner
Burner - Left Rear	5,000 BTU Precise Simmer
Burner - Right Front	15,000 BTU
Burner - Right Rear	12,000 BTU
Burner - Center	9,500 BTU Front / 9,500 BTU Rear
Cooktop Burner Type	Sealed
Cooktop Surface	Deep Recessed; Stainless Steel
Dishwasher Safe Knobs	Yes
Control Location	Front controls
Control Type	Digital Temperature Display; Glass Touch; Oven Control - Digital
Valves (Degree of Turn)	270
Oven Control Features	Audible Preheat Signal; Automatic Oven Timer (Time Bake); Auto Oven Shut-Off with Override; Auto Self Clean; Certified Sabbath Mode; Chef Connect; Control Lock Capability; Delay Bake Option (Time Bake); Delay Clean Option; Digipad Numeric Entry; Electronic Clock and Timer; Front Controls; In-Oven Broiling; Temperature Probe; Self-Clean Cool Down Time Display
Oven Cooking Modes	Convection Bake; Convection Roast
Cooktop Burner Grate Features	Heavy-Cast Edge-to-Edge Grates
Cooktop Burner Grate Material	Cast-Iron
Cleaning Time	Variable with Delay Clean Option
Self-Clean Oven Door Lock	Automatic
Oven Rack Features	1 Self-Clean Flat Oven Rack (Upper); 2 Self-Clean Flat Oven Racks (Lower); 6 Rack Positions
Fuel Type	Natural Gas (factory set)
Ignition System	Electronic
Leveling System	4 Leveling Legs
Style	Commercial
Oven Interior	2 Oven Interior Lights; Black
Connected Capabilities	Amazon Alexa; The Google Assistant; IFTTT; Nest; Drop; Innit; DiGiorno
WiFi Connect	Built-In

## CAPACITY

Total Capacity (cubic feet)	6.7 cu ft
Capacity (Cu. Ft.)	2.4 Upper / 4.3 Lower

## ACCESSORIES

Grates	Included Center Grate
Grill	Optional; Integrated Cast Iron; JXCGRILL1
LP Conversion Kit	Included
Trim Kit	Optional; JXFILLR1SS
Griddle	Included; Integrated Cast Iron

## WEIGHTS & DIMENSIONS

Depth with Door Open	43-7/8 in
Approximate Shipping Weight	291 lb
Net Weight	271 lb
Height to Top of Rear Vent Trim	37-3/8 in
Overall Height	37-3/8 in
Height to Cooking Surface (in.)	36-1/4 +/- 1/4
Overall Width	29-7/8 in
Cabinet Width	30 in
Overall Depth	29-1/2 in
Depth Without Handle	26-7/8 in
Oven Interior Dimensions (W x H x D) (in.)	24 x 9-1/8 x 19-1/8 - Upper 24 x 15 x 20-5/8 - Lower

# Café™ 30" Slide-In Front Control Gas Double Oven with Convection Range

CGS750P4MW2 / CGS750P3MD1

# CAFÉ

DISTINCT BY DESIGN™

## POWER / RATINGS

Convection Wattage	1200W
Top Burner BTU Rating - LP (000's BTU's)	(1) 18.0 Tri-Ring; (1) 15.0 (1) 12.0; (2) 9.5; (1) 5.0
Top Burner BTU Rating - Nat. Gas (000's BTU's)	(1) 21.0 Tri-Ring; (1) 15.0; (1) 12.0; (2) 9.5; (1) 5.0
Volts/Hertz/Amps	120v; 60Hz; 15A
Bake/Broiler BTU Rating - LP (000's BTU's)	7.0 / 120V - Upper; 13.5 / 13.5 - Lower
Bake/Broiler BTU Rating - Nat. Gas (000's BTU's)	7.0 / 120V - Upper; 14.0 / 16.5 - Lower

## WARRANTY

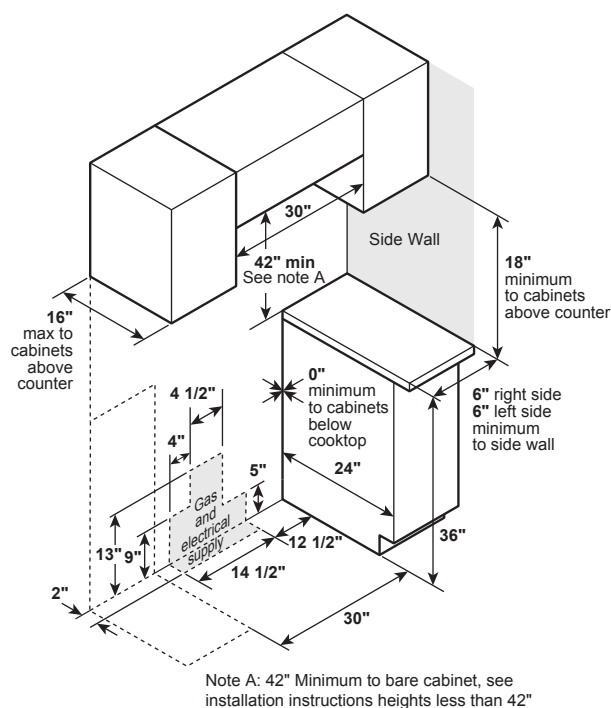
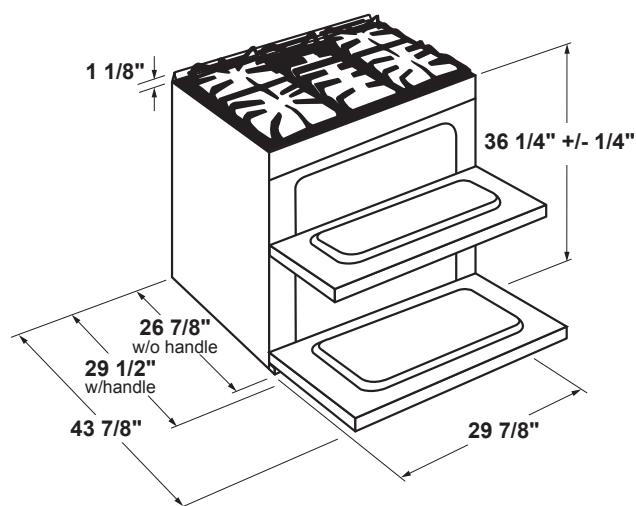
Parts warranty	Limited 1-year entire appliance
Labor warranty	Limited 1-year entire appliance

## DIMENSIONS AND INSTALLATION

**Electrical Requirements:** 120v; 60Hz, 15A

**Installation information:** Before installing, consult installation instructions packed with product for current dimensional data.


For all installations, install the required rear trim to back of range with 4 screws provided.



## ADDITIONAL ACCESSORIES



CXFCGHKPMBZ  
Brushed Bronze  
2 handles; 6 knobs  
(Standard on Matte White)



CXFCGHKPMSS  
Brushed Stainless  
2 handles; 6 knobs  
(Standard on Matte Black)



CXFCGHKPMBT  
Brushed Black  
2 handles; 6 knobs



CXFCGHKPMCU  
Brushed Copper  
2 handles; 6 knobs