





ASSEMBLY INSTRUCTION

Item: 6133-75200T-80 Rectangle Dining Table Top
6133-75200B-80 Rectangle Dining Table Base




Thank you for purchasing this quality product. Be sure to unpack carefully looking for small parts which may have come loose during shipment.

Read all instruction and study the drawing carefully before starting the assembly process.

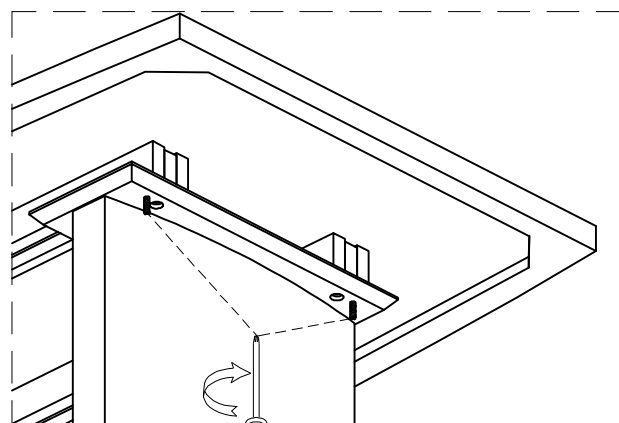
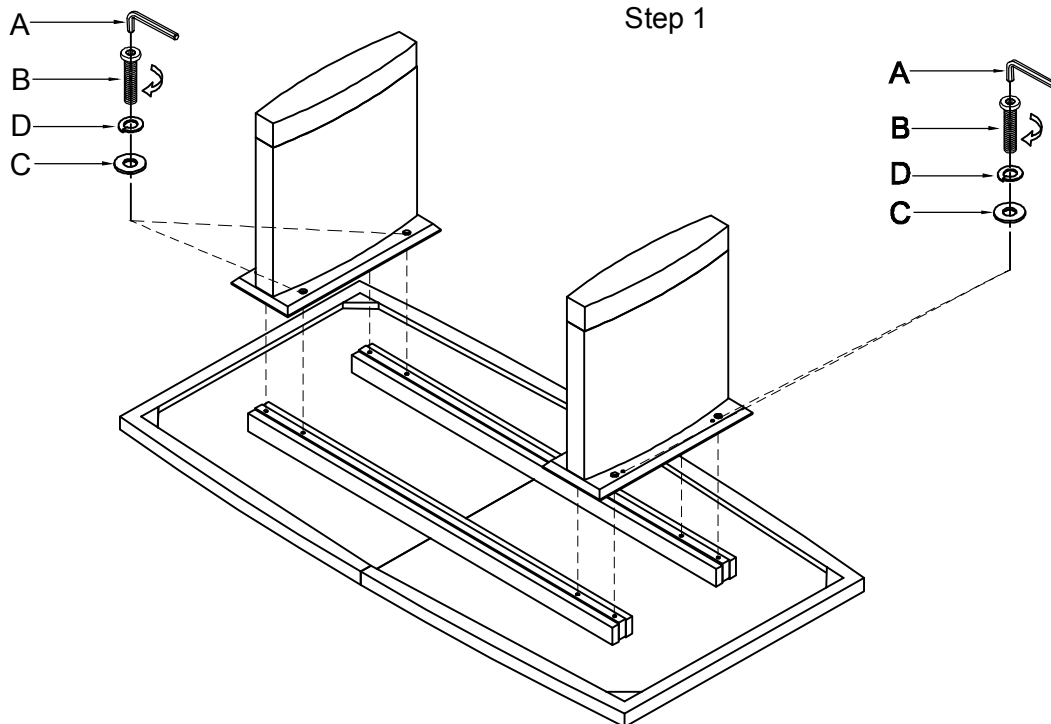
HARDWARE PACK OF BASE

NO.	DRAWING	DESCRIPTION	SIZE	QTY
A		Allen key	5mm	1pc
B		Bolt	$\frac{5}{16}" \times 1\frac{1}{2}"$	8pcs
C		Flat washer	$\frac{5}{16}" \times 19 \times 2$	8pcs
D		Lock washer	$\frac{5}{16}" \times 12 \times 3$	8pcs

PART LIST

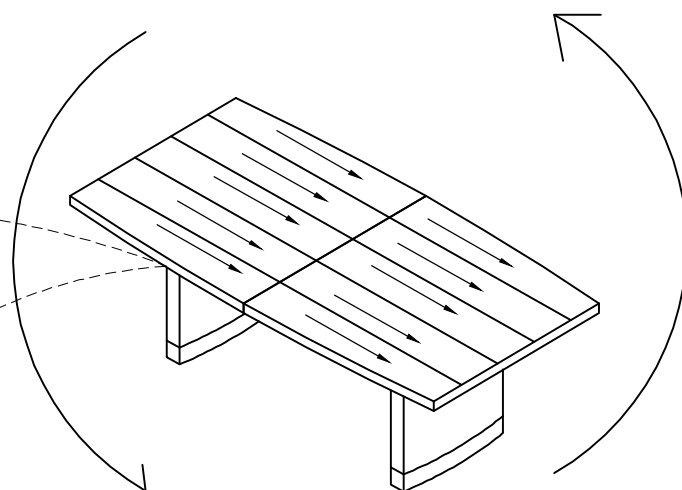
NO.	DRAWING	DESCRIPTION	QTY
①		Table top	1pc
②		Base	2pcs
③		Internal panel	2pcs

Step 1



screwdriver
(not Provided)

Step 3



Step 2

ASSEMBLY INSTRUCTION

Item: 6133-75200T-80 Rectangle Dining Table Top
6133-75200B-80 Rectangle Dining Table Base

Thank you for purchasing this quality product. Be sure to unpack carefully looking for small parts which may have come loose during shipment.
Read all instruction and study the drawing carefully before starting the assembly process.

