
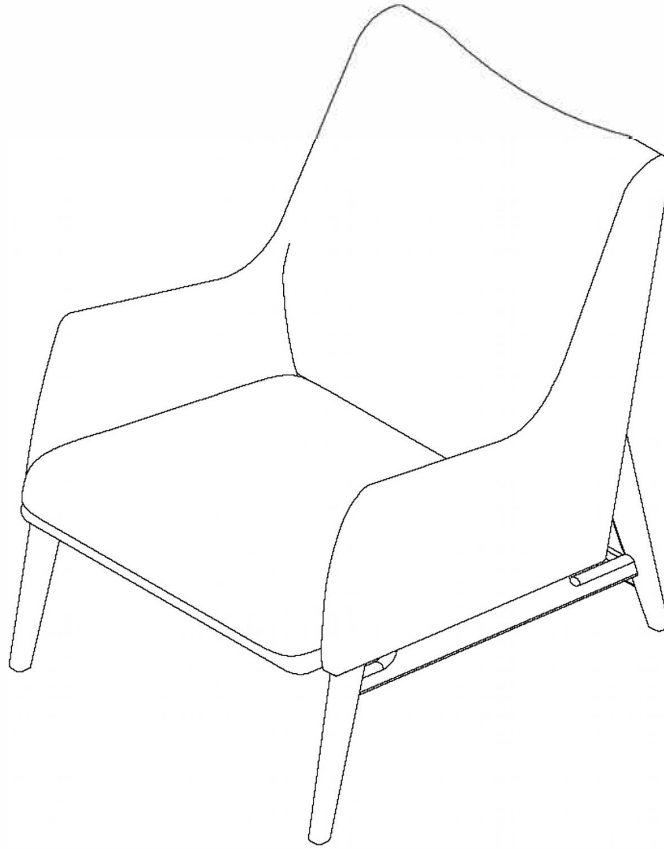
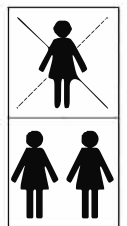
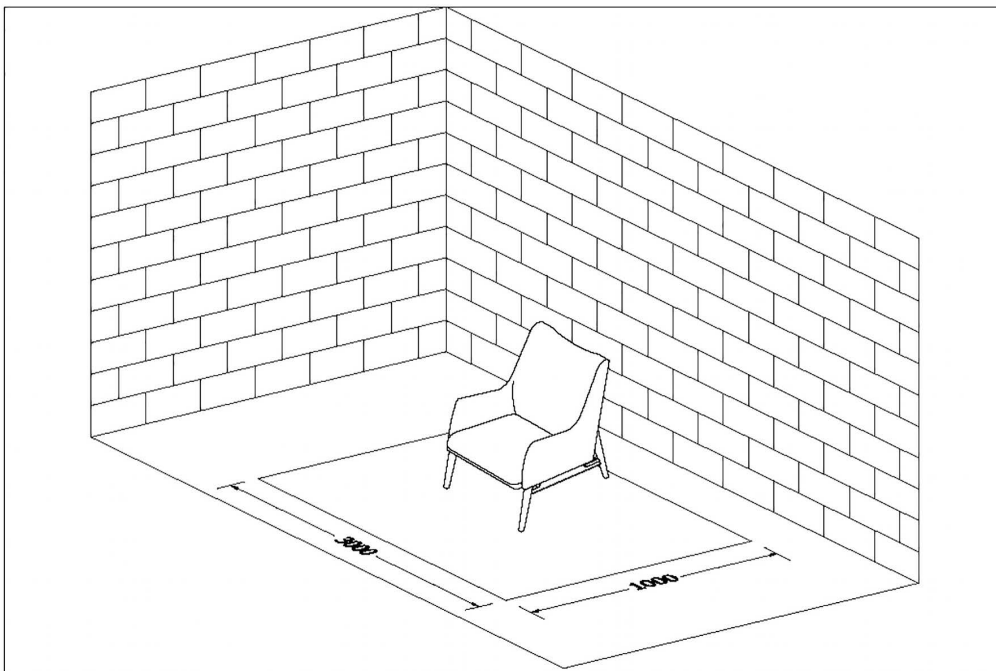


Assembly Instructions

Grier Lounger Chair



5 MIN



Dear Customer,

Congratulations on your purchase of a piece of furniture made from American White Oak.

To make sure that you will enjoy many years of satisfaction with your piece of furniture, it is imperative with the right care and maintenance. Kindly follow the below guidelines, and we guarantee that your unit will stay beautiful in the years to come. It is our recommendation that you ask your furniture supplier for advice in any instance. Furthermore, we strongly suggest that you use the furniture oil or soap that is available from your furniture store. The instructions will be stated on the product.

Your piece of furniture is already oil or soap treated from the factory. How often should the piece of furniture be treated with oil?

1. Preferably already before use
2. The surface should be treated when necessary, and we suggest as often as every three months

How do you apply oil to the piece of furniture?

1. Apply plenty of oil with a clean cloth. Table tops must be treated underneath as well as on the top side. (Do not drop oil on the floor!)
2. After 15 minutes, polish with a sandpaper sponge or fine sandpaper (no. 150) along the grains of the wood
3. Polish off remaining oil with a clean, dry cloth
4. Do not use the item, until the oil is completely absorbed

How do you apply soap to the piece of furniture?

1. Apply the soap material with a clean cloth, starting from one end/side and along the grains of the wood. The piece of furniture does

not need water - just soap. Table tops must be treated underneath as well as on the top side

2. After 15-30 minutes, wipe off remaining soap with a clean, dry cloth, and let the surface dry up. If the surface is rough, you can very carefully polish with a sandpaper sponge or fine sandpaper (no. 150)

Daily maintenance:

1. Clean the surface with a clean, wrung out cloth. Never use detergents
2. Coloured stains like red wine must be dried off immediately
3. Smaller stains and marks can be polished off with sand paper no. 220 or 180
4. Avoid extreme humidity and heat. Do not place the item close to heat sources
5. Legs for coffee and dining tables must be fastened occasionally
6. Extension leaves in lacquered mdf are not to be treated. Please clean with a wrung out cloth