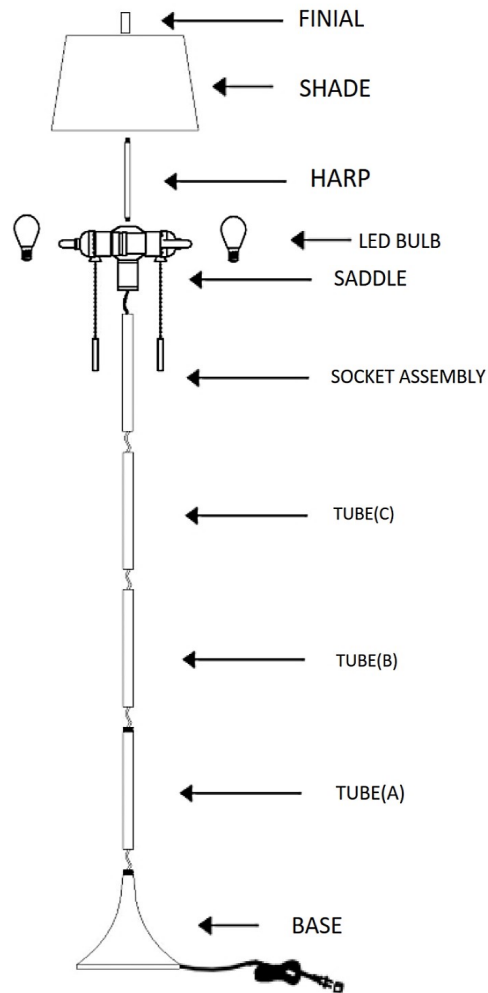


### 3 PC SET: 1 Floor Lamp + 2 Table Lamps

COMPONENTS INCLUDED IN THE PACKAGE



**LAVISH HOME**  
COLLECTION

THE LAMPS ARE UL LISTED.

#### ASSEMBLY INSTRUCTIONS:

1. Fasten tube(A) into base
2. Fasten tube(B) into tube(A)
3. Fasten tube(C) into tube(B)
4. Fasten socket assembly into tube(C).
5. Insert the harp into the saddle and lower the two harp caps until they cover the two-pronged saddle.
6. Place the shade over the assembled harp.
7. Attach the finial and tighten to secure the shade.
8. This floor lamp has 2 pull chains to turn lamp on or off, and comes with 2 light bulbs

Insert the provided LED type A light bulb into the socket.

This product is only suitable for connection to a 120V 60Hz supply. FOR INDOOR USE ONLY.

#### MAXIMUM WATT CAPACITY

The lamp socket can take up to 60-watt type A light bulb maximum capacity. Each lamp comes with an energy saving replaceable compatible LED light bulb (9W LED= 60 watt equivalent)

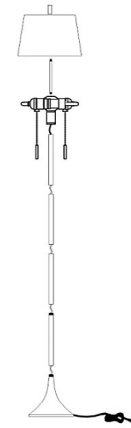
For safety purposes, this lamp is equipped with a polarized plug (one blade is wider than the other). If the plug does not fit securely into your outlet, do not force it-contact a professional electrician.

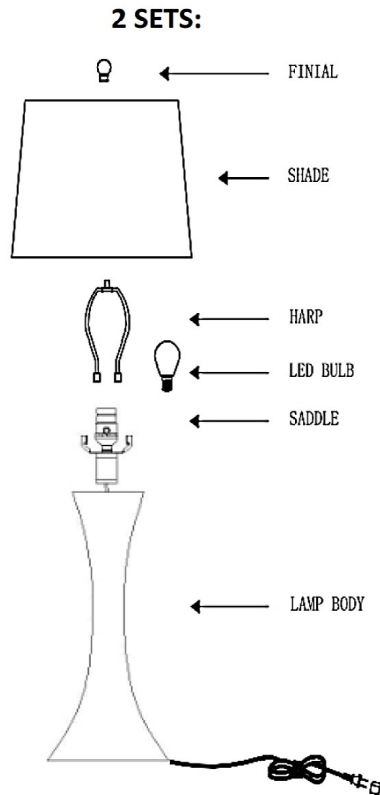
	E26	9W	ETL LISTED
---	-----	----	------------

#### IMPORTANT SAFETY INSTRUCTIONS

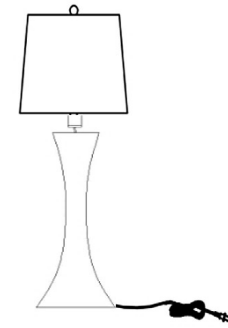
THIS PORTABLE LAMP HAS A POLARIZED PLUG(ONE BLADE IS WIDER THAN THE OTHER)AS A FEATURE TO REDUCE THE RISK OF ELECTRIC SHOCK.THIS PLUG WILL FIT IN A POLARIZED OUTLET ONLY ONE WAY. IF IT DOES NOT FIT FULLY IN THE OUTLET, REVERSE THE PLUG.IF IT STILL DOES NOT FIT, CONTACT A QUALIFIED ELECTRICIAN.NEVER USE WITH AN EXTENSION CORD UNLESS THE PLUG CAN BE FULLY INSERTED.

TO CLEAN:PLEASE USE A NON-ABRASIVE DRY CLOTH LIKE MICRO-FIBER IN CLEANING.  
USE MILD DISH SOAP ON DAMP NON-ABRASIVE CLOTH IF THE LAMP IS DUSTIER.  
DO NOT USE HOUSEHOLD CLEANERS.





**LHC**  
**LAVISH HOME**  
 COLLECTION



THE LAMPS ARE UL LISTED.

ASSEMBLY INSTRUCTIONS:

- 1.Insert the harp into the saddle and lower the two harp caps until they cover the two-pronged saddle.
- 2.Place the shade over the assembled harp.
- 3.Attach the finial and tighten to secure the shade.
- 4.Insert the provided LED type A light bulb into the socket.

This product is only suitable for connection to a 120V 60Hz supply.

FOR INDOOR USE ONLY.

MAXIMUM WATT CAPACITY

The lamp socket can take up to 100-watt type A light bulb maximum capacity. Each lamp comes with an energy saving replaceable compatible LED light bulb (9W LED= 60 watt equivalent)

For safety purposes, this lamp is equipped with a polarized plug (one blade is wider than the other). If the plug does not fit securely into your outlet, do not force it-contact a professional electrician.

	E26	9W	ETL LISTED
---	-----	----	------------

**IMPORTANT SAFETY INSTRUCTIONS**

THIS PORTABLE LAMP HAS A POLARIZED PLUG(ONE BLADE IS WIDER THAN THE OTHER)AS A FEATURE TO REDUCE THE RISK OF ELECTRIC SHOCK.THIS PLUG WILL FIT IN A POLARIZED OUTLET ONLY ONE WAY. IF IT DOES NOT FIT FULLY IN THE OUTLET, REVERSE THE PLUG.IF IT STILL DOES NOT FIT, CONTACT A QUALIFIED ELECTRICIAN.NEVER USE WITH AN EXTENSION CORD UNLESS THE PLUG CAN BE FULLY INSERTED.

TO CLEAN:PLEASE USE A NON-ABRASIVE DRY CLOTH LIKE MICRO-FIBER IN CLEANING.  
 USE MILD DISH SOAP ON DAMP NON-ABRASIVE CLOTH IF THE LAMP IS DUSTIER.  
 DO NOT USE HOUSEHOLD CLEANERS.