

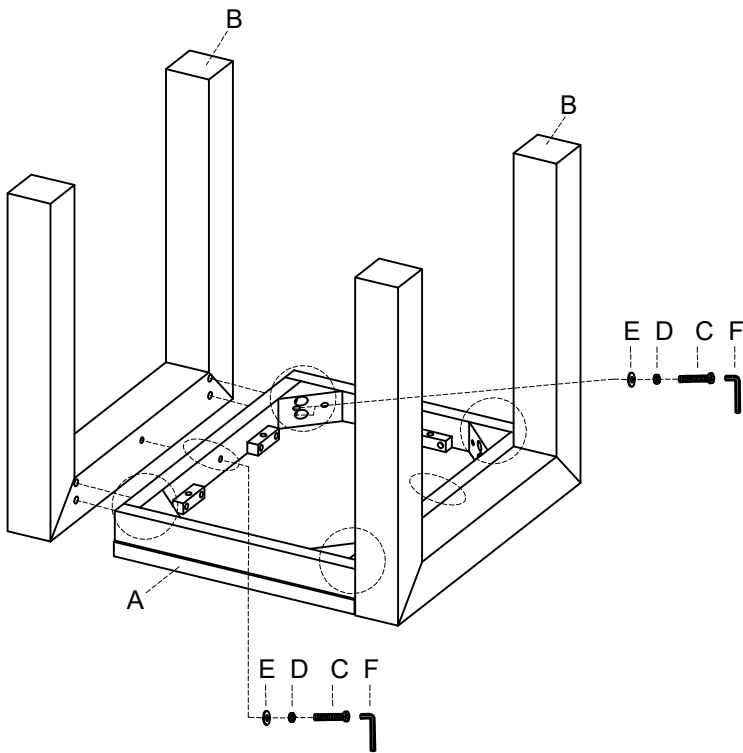
# ASSEMBLY INSTRUCTION







Model: T1321ET

Description: END TABLE

Thank you for purchasing this quality product. Be sure to check all packing material carefully for small parts that may have come loose inside the carton during shipment.

Step 1:



PARTS			
A		Table Top	1pc
B		Table Leg	2pcs
HARDWARE LIST:			
C		Ø5/16*2"	10pcs
D		Ø5/16	10pcs
E		Ø5/16*19mm	10pcs
F		M5*68	1pcs

Step 2: Completed

