






ASSEMBLY INSTRUCTION

Item : 6133-90167-95 6/0-6/6 Upholstered Headboard
 6133-90168-95 6/0-6/6 Upholstered Footboard
 6133-90153-95 5/0-6/6 Upholstered Rails






Thank you for purchasing this quality product. Be sure to unpack carefully looking for small parts which may have come loose during shipment.

Read all instruction and study the drawing carefully before starting the assembly process.


HARDWARE PACK OF RAILS

NO.	DRAWING	DESCRIPTION	SIZE	QTY
A		Threaded rod	$\frac{5}{16}$ "x4 $\frac{1}{2}$ "	8pcs
B		Curved washer	L32x13x8	8pcs
C		Lock washer	$\frac{5}{16}$ "x12x3	8pcs
D		Nut	$\frac{5}{16}$ "x12	8pcs
E		Hex wrench	12mm	1pc

PART LIST

NO.	DRAWING	DESCRIPTION	QTY
①		Headboard	1pc
②		Footboard	1pc
③		Bed rails	2pcs
④		Wood slat	5pcs
⑤		Slat support leg	5pcs

HARDWARE PACK OF FOOTBOARD

NO.	DRAWING	DESCRIPTION	SIZE	QTY
F		Screw	8#x1"	10pcs

