

Will It Fit?



Dishwashers

Buying a new dishwasher is an exciting experience. We created this guide to help you collect the information you need to make choosing your new dishwasher as easy as possible. Please use this measurement guide to ensure your new appliance will fit in its space properly. A measurement off by as little as 1/4 inch can turn the excitement of your new purchase into a major inconvenience. Double-checking your measurements will help to ensure a smooth purchase and delivery. These measurements are **not required but are suggested** to ensure you select the right product.

An appliance returned because it will not fit will cost you (the customer) a delivery fee and possibly a restocking fee. For questions or concerns about dimensions, please contact us at, 1-800-336-9136

Check Twice, Buy Once

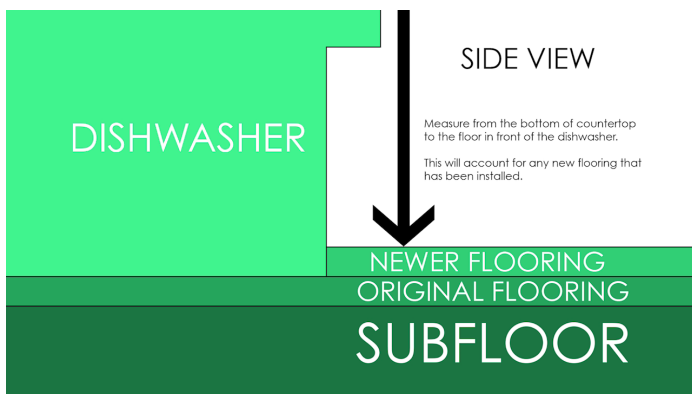
Measuring the space is one of the most important steps before selecting a new dishwasher

Measure the height of the space under the counter. Be sure to measure in each corner.

Front Right _____
Front Left _____
Back Right _____
Back Left _____




Measure from the bottom of the countertop to the floor in front of the dishwasher. This will account for any new flooring that has been installed.



The second measurement you need is the depth of the space. The purpose is to determine if there are any obstacles blocking the depth of the space, namely plumbing and electrical.

Left _____
Center _____
Right _____



Measure the width of the space between the cabinets.

Top Front _____

Top Back _____


Bottom Front _____

Bottom Back _____



Measure the distance to the nearest obstacle.

Distance to rearest obstacle _____



Obstacles

There are a couple questions that may affect the style of dishwasher that will work in your kitchen.

Is your dishwasher in a corner?

Yes ☐ No ☐



Is there an island in your kitchen?

Yes ☐ No ☐



Do you have hard surface countertops like granite? These countertops need special installation procedures for the anti-tip brackets.

Yes ☐ No ☐



Additional Issues

There are a few additional issues to address before you select a new dishwasher

Does your current dishwasher have a custom wood panel attached to the door? If so, it most likely will not fit on a replacement dishwasher.

Yes ☐ No ☐



Take two pictures of your current dishwasher for reference. One being a wide shot showing the area the dishwasher is located and the other showing where the bottom toe-kick meets your flooring.



The Fun Part!

Selecting your new dishwasher

Here at Nebraska Furniture Mart we have dishwashers for every lifestyle. We carry standard built-in models that are energy efficient, portable units for kitchens with little counter space and even custom panel ready models for a seamless look. No matter what style or appearance you are looking for, we have got you covered.



Getting Ready for Delivery

There are a few things to do before your new dishwasher is delivered.

Locate your breaker panel and identify the breaker for the dishwasher. The installer needs to turn off the power to your dishwasher during installation.

Locate the water shut-off valve. In most cases, this is located under the sink and it is attached to the hot water line of the faucet. This valve must be shut off prior to installation.



Your New Dishwasher Arrives

Our delivery teams will make sure your delivery experience meets or exceeds your expectations.

- Our delivery teams are insured and qualified.
- We will provide you with a two hour window delivery notification the day prior to delivery.
- An individual 18 years or older must be present to receive the delivery.
- Our drivers will call you 30 minutes ahead of delivery.
- The delivery team will provide crated delivery service only for built-in appliances like dishwashers.
- The delivery team will haul away your old dishwasher if it has been removed prior to the delivery and has been pre-arranged.
- Our installation team is available for a professional installation of your new dishwasher if you purchase the service. Please see a salesperson for details about this option.
- Optional installation includes the connection and testing of your new dishwasher.
- Optional Installation includes removal and haul away of your old dishwasher.

Another Job Well Done!

If you have any additional questions, don't hesitate to call or visit any of our salespeople. We will be more than happy to answer any of your questions. Most importantly, thank you for your business!