

RF27CG5400SR

SAMSUNG

26 cu. ft. Mega Capacity Counter Depth 3-Door French Door Refrigerator with Four Types of Ice in Stainless Steel



Signature Features

Mega Counter Depth 26 cu. ft. Capacity

Store more groceries with more room to stay organized. Mega 26 cu. ft. capacity fits big and bulky items and provides easy access to everything you need.

Four Ice Types

Enjoy your favorite beverage with your choice of ice. Choose cubed ice or Ice Bites™ from the Dual Ice Maker in the freezer drawer, or opt for curved or crushed ice from the external dispenser.

Modern Design

A flat-front design with low-profile door handles and recessed drawer handle fit seamlessly into your kitchen.


Available Color



Fingerprint Resistant
Stainless Steel



Mega 26 cu. ft. Capacity



Refrigerator: Curved and Crushed Ice
Freezer: Cubed and Ice Bites™

Design

- Premium External Filtered Water and Ice Dispenser
- Mega Counter Depth Capacity of 26 cu. ft.
- High-Efficiency LED Lighting
- Gallon Door Bin
- Fingerprint Resistant Finish

Technology

- Wi-Fi Enabled
- Power Cool & Power Freeze
- Door Alarm
- Water Filter Indicator

Performance

- Four Ice Types: Crushed, Curved, Cubed and Ice Bites™
- SmartThings Energy*
- Metal Cooling

*Available on Android and iOS devices. A Wi-Fi connection and a Samsung account are required.



ADA Compliant

Rating



ENERGY STAR® rated:
731 kWh/yr

RF27CG5400SR

SAMSUNG

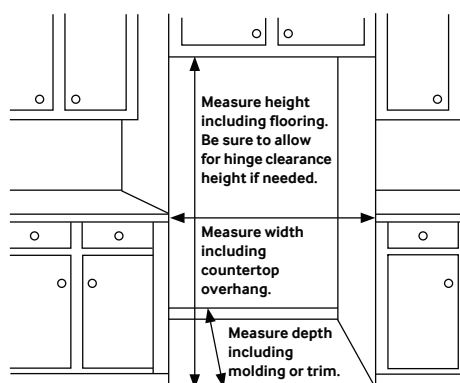
26 cu. ft. Mega Capacity Counter Depth 3-Door French Door Refrigerator with Four Types of Ice in Stainless Steel

Installation Specifications

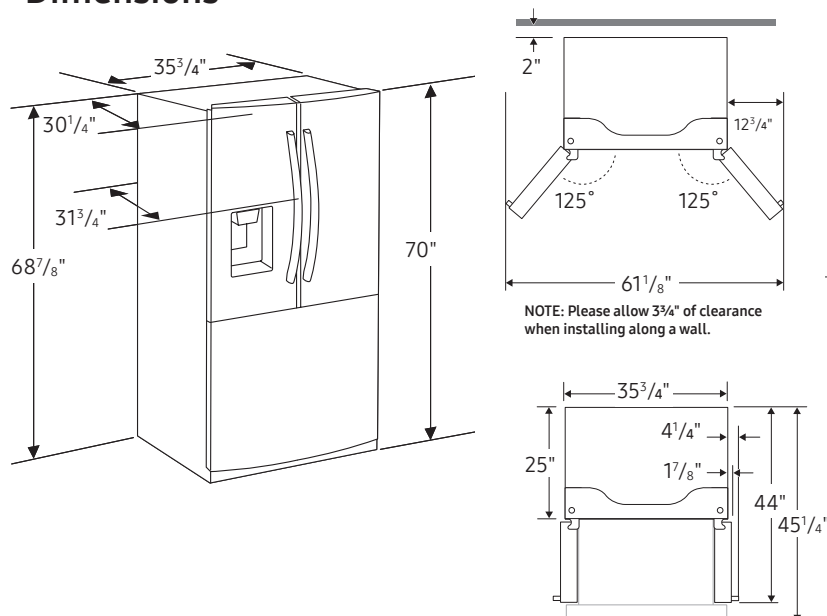
1. Measure the height, width and depth of the opening, making sure to include baseboards, molding tile, countertop overhang, etc. Check to be sure there is enough room to open the door (consider walls, islands or other obstacles when measuring).
2. Refer to illustration below to determine dimensions.
3. Allow 2.5" of clearance on hinge side of refrigerator when installing next to a wall where handle may make contact.
4. Allow 2" minimum clearance at rear for proper air circulation and water/electrical connections. Allow a 3/8" minimum clearance at sides and top for ease of installation.
5. Ensure each door and entryway in the home is wide enough for the refrigerator to be moved through easily.

For optimal usage and ability to open refrigerator doors completely, do not install next to a wall.

Please note: The following dimensions and cutout information is for planning purposes only. For complete installation details, consult manual packed with product or download manual online at [samsung.com](https://www.samsung.com).



Dimensions



Total Capacity: 25.5 cu. ft.

Refrigerator: 18.0 cu. ft.

- External Filtered Water and Ice Dispenser
- 4 Tempered Glass Spill-Proof Shelves
- Full-Width Drawer
- 2 Clear Drawers
- 7 Door Bins
 - Right: 1 Gallon Bin, 3 Regular Bins
 - Left: 3 Regular Bins
- High-Efficiency LED Lighting

Freezer: 7.5 cu. ft.

- Dual Ice Maker in Freezer (Cubed Ice or Ice Bites™)
 - 2 Removable Ice Buckets and 1 Scoop
- 1 Large Opaque Bin with 1 Divider
- High-Efficiency LED Lighting

Accessories

Water Filter: HAF-QIN

Warranty

One (1) Year Parts and Labor on Refrigerator
Five (5) Years Parts and Labor on Sealed Refrigeration System Only*
Ten (10) Years Parts and Five (5) Years Labor on Digital Inverter Compressor

*Compressor, evaporator, condenser, drier and connecting tubing.

Product Dimensions & Weight

Dimensions (WxHxD with hinges, handles and doors):
 $35\frac{3}{4}" \times 70" \times 31\frac{3}{4}"$

Dimensions (WxHxD without hinges and door):
 $35\frac{3}{4}" \times 68\frac{7}{8}" \times 25"$

Dimensions (WxHxD with hinge and door, no handle):
 $35\frac{3}{4}" \times 70" \times 30\frac{1}{4}"$

Weight: 285 lbs

Shipping Dimensions & Weight (WxHxD)

Dimensions: $37\frac{3}{4}" \times 75\frac{7}{16}" \times 31\frac{9}{16}"$

Weight: 295 lbs

Color

Fingerprint Resistant
Stainless Steel

Model

RF27CG5400SR

UPC Code

887276769233