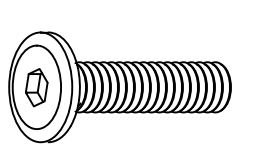
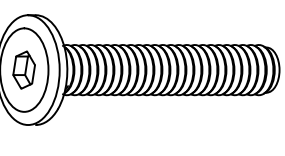
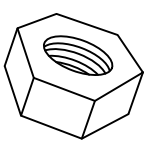
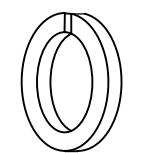
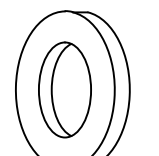
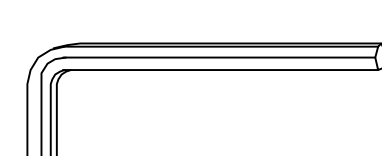



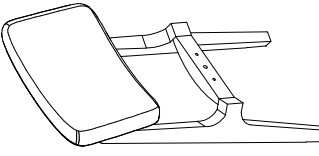
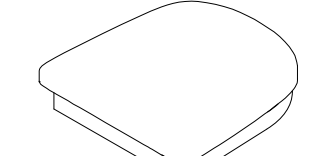
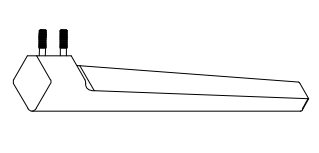
Thank you for purchasing this quality product. Be sure to unpack carefully looking for small parts which may have come loose during shipment.

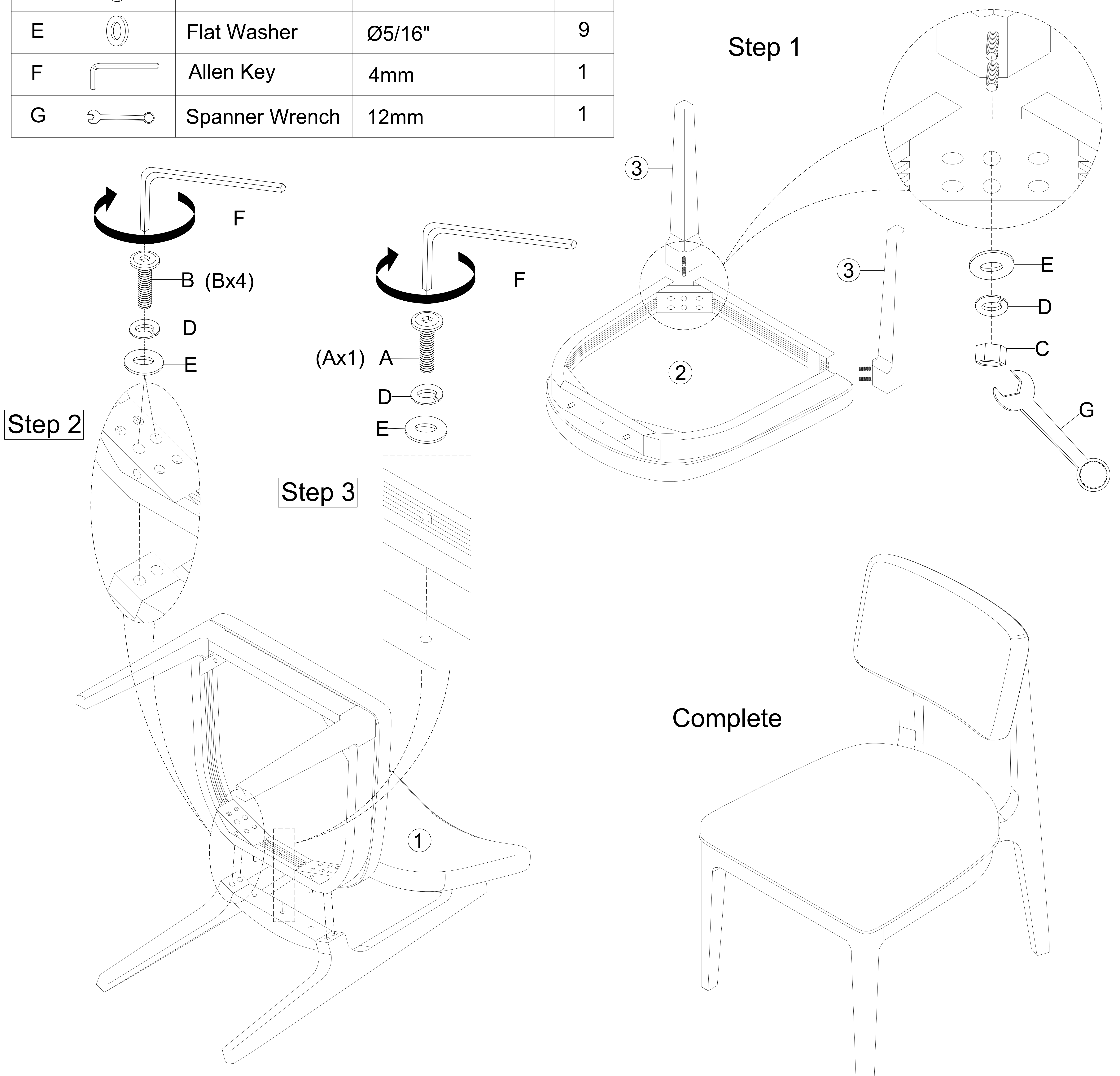
Read all instruction and study the drawing carefully before starting the assembly process.

## HARDWARE PACK

No.	Drawing	Description	Size	Q'ty
A		Allen Head Bolt	Ø5/16"x1-3/4"	1
B		Allen Head Bolt	Ø5/16"x3"	4
C		Hexagon Nut	Ø5/16"	4
D		Lock Washer	Ø5/16"	9
E		Flat Washer	Ø5/16"	9
F		Allen Key	4mm	1
G		Spanner Wrench	12mm	1

## PART LIST

No.	Drawing	Description	Q'ty
1		Back Frame	1
2		Seat Frame	1
3		Front Leg	2



Remark: DO NOT fully tighten all bolts until assembly is completed.