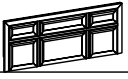

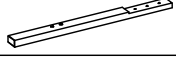










ASSEMBLY INSTRUCTION

MODEL NO: B6600-K-HBFB & B6600-KQ-RAIL
B6610-K-HBFB & B6610-KQ-RAIL
FOR KING BED

(BOX 1)
BOX OF HEADBOARD & FOOTBOARD
PART LIST

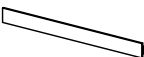
ITEM	DRAWING	DESCRIPTION	QTY
A		HEADBOARD PANEL	1
B		LEFT HEADBOARD LEG	1
C		RIGHT HEADBOARD LEG	1
D		FOOTBOARD	1
E		WOODEN SLAT	4
F		WOODEN SUPPORT	8

(BOX 1)
BOX OF HEADBOARD & FOOTBOARD
HARDWARE LIST

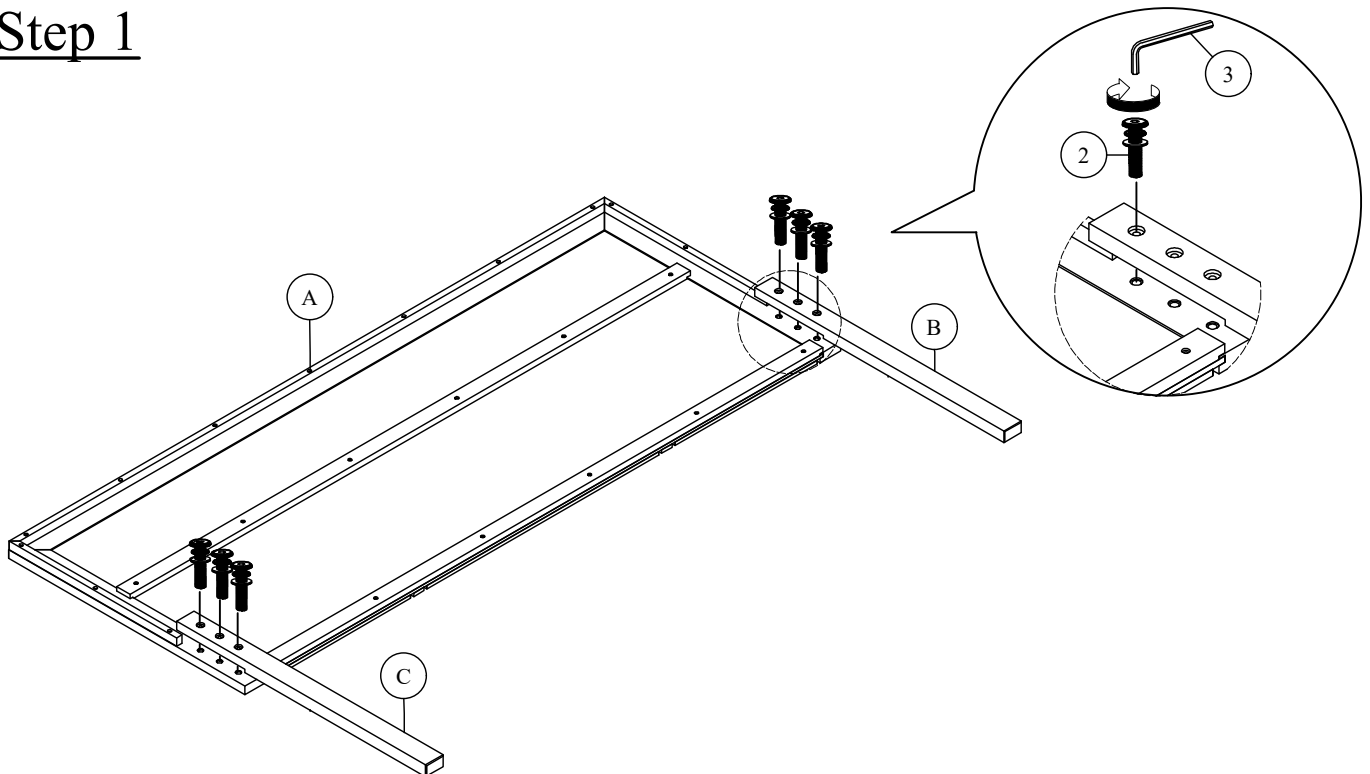
ITEM	DRAWING	DESCRIPTION	QTY
1		JCBC M8 x 20mm With Spring Washer With Flat Washer	8
2		JCBC M8 x 35mm With Spring Washer With Flat Washer	6
3		ALLEN KEY (M5)	1
4		CSK SCREW (M4 x 32mm)	8
5		SCREW DRIVER (*)	1

The manufacturer does not provide item 5.

(BOX 2)
BOX OF SIDE RAIL
PART LIST

G		SIDE RAIL	2
---	---	-----------	---

Step 1



THE HARDWARE IS LOCATED IN THE PACKING ITEMS

NOTE : Periodically check to ensure that all connectors (bolts, screws, etc.) are tight.

CLEANING INSTRUCTION

After assembled, clean & polish the completed parts if necessary with soft cloth and industrial recognized furniture polish

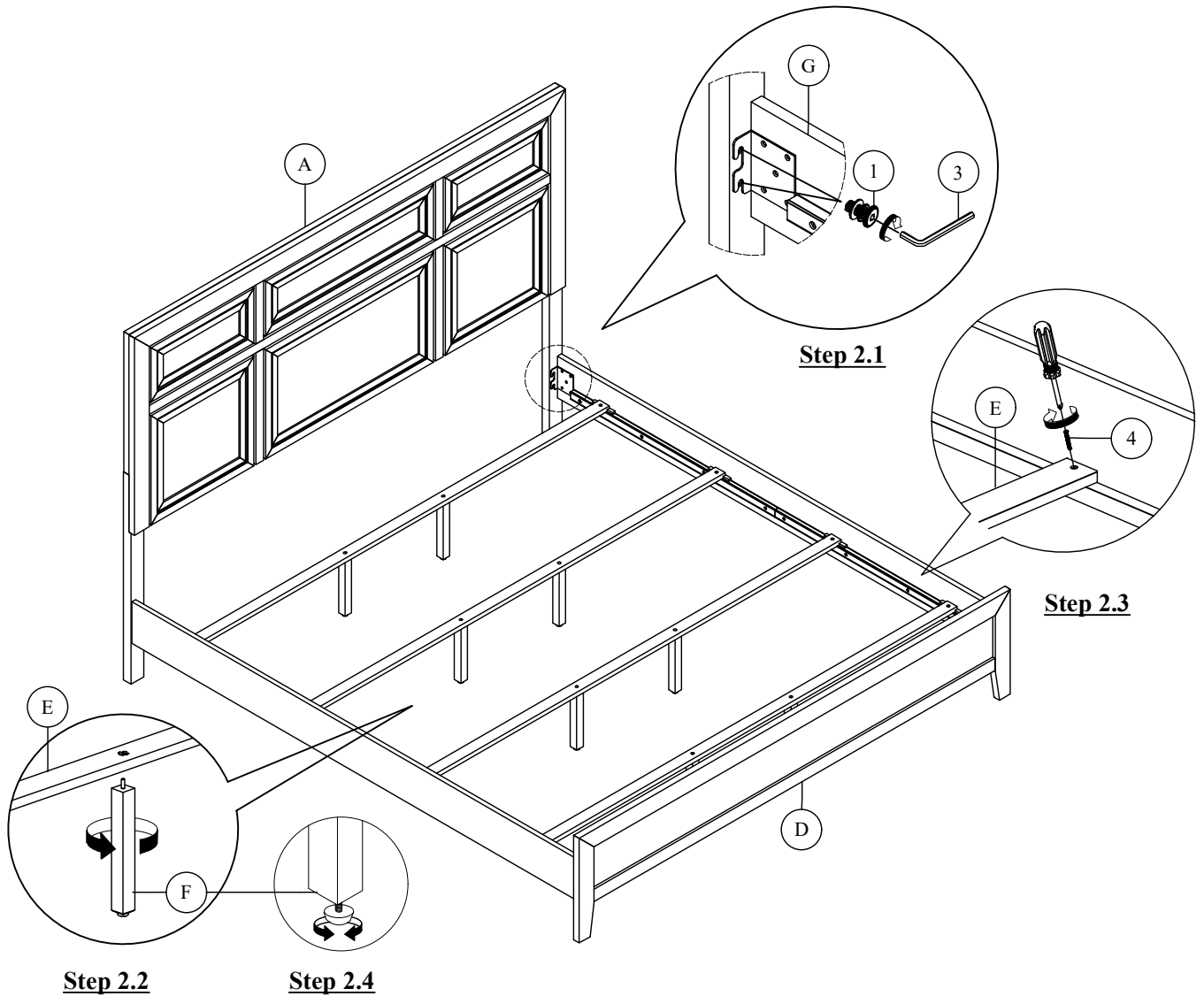
MADE IN MALAYSIA

KING BED K/D

ASSEMBLY INSTRUCTION

MODEL NO: B6600-K-HBFB & B6600-KQ-RAIL
B6610-K-HBFB & B6610-KQ-RAIL
FOR KING BED

Step 2



THE HARDWARE IS LOCATED IN THE PACKING ITEMS

NOTE : Periodically check to ensure that all connectors (bolts, screws, etc.) are tight.

CLEANING INSTRUCTION

After assembled, clean & polish the completed parts if necessary with soft cloth and industrial recognized furniture polish

MADE IN MALAYSIA

KING BED K/D