

USER GUIDE • GUIDE DE L'UTILISATEUR



THEOREM® 3 PROGRAMMABLE GAMING MOUSE

REGISTER NOW



ENREGISTRER

This product comes with a 1 year limited warranty.

Register this product within 30 days of sale to activate a complimentary 2 year warranty extension and receive free advanced technical support. Learn more and register now.

Ce produit a une garantie limitée de 1 an.

Enregistrer ce produit dans les 30 jours suivant son achat pour activer l'extension de garantie de 2 ans et bénéficier de notre service après-vente gratuit. Pour en savoir plus, enregistrez ce produit dès à présent.

[ENHANCEgaming.com/warranty](https://www.enhancegaming.com/warranty)

BECOME A VIP



Free Product Giveaways

Exclusive Discounts

Sneak Peek at New Products

And More VIP Perks!

AccessoryPower.com/VIPclub

IN LESS THAN 30 SECONDS

LIKE US ON FACEBOOK



Join Our Community
and Stay Up-To-Date
with News & Promotions

[Facebook.com/AccessoryPower](https://www.facebook.com/AccessoryPower)



Need help with this product?
Besoin d'assistance sur ce produit?
¿Necesita ayuda con este producto?
Benötigen Sie Hilfe bei diesem Produkt?
Hai bisogno di aiuto per questo prodotto?
购买的产品，是否需要提供协助？

[ENHANCEgaming.com/support](https://enhancegaming.com/support)

PRODUCT COMFORT NOTICE

NOTICE DE CONFORT

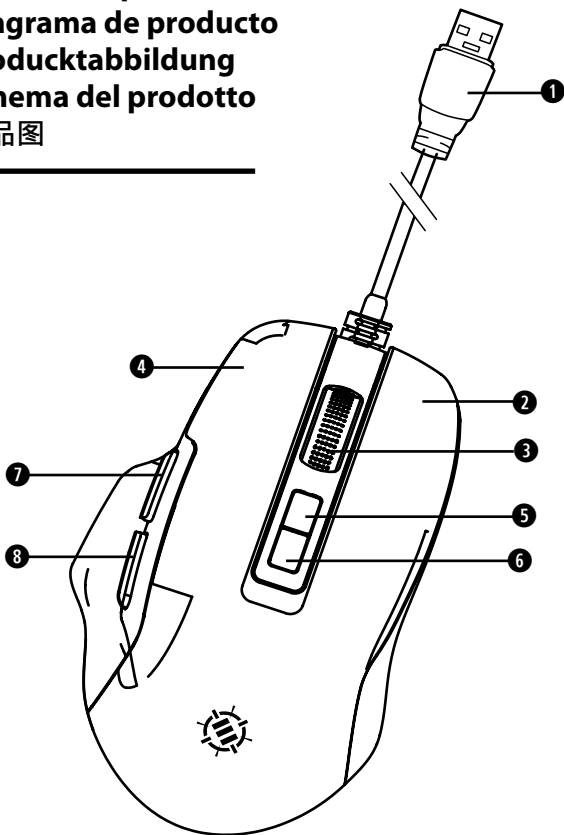
Long period of repetitive motion using this product may be associated with nerve, tendon, or muscle injury in your hands, wrists, arms, shoulders, neck, or back. If you experience symptoms such as persistent or recurring discomfort, pain, throbbing, aching, tingling, numbness, burning sensation, or stiffness you should see a qualified health professional.

Visit www.enhancegaming.com/comfort for more information.

Une utilisation répétitive et prolongée de ce produit peut entraîner des douleurs au niveau des nerfs, tendons ou musculaires au niveau des mains, poignets, épaules, du cou ou du dos. Si vous présentez des symptômes tels que de l'inconfort, de la douleur, des palpitations, des sensations de picotements, d'engourdissement, de brûlure ou de rigidité, persistants ou récurrents, consultez votre docteur.

Visitez www.enhancegaming.com/comfort pour plus d'information.

Product diagram
Schéma du produit
Diagrama de producto
Producttabbildung
Schema del prodotto
产品图



EN

- 1 USB cable
- 2 Right click
- 3 Scroll wheel
- 4 Left click
- 5 DPI button
- 6 LED illumination button
- 7 Forward button
- 8 Back button

FR

- 1 Câble USB
- 2 Clic-droit
- 3 Molette
- 4 Clic gauche
- 5 DPI bouton
- 6 Bouton d'éclairage LED
- 7 Bouton avant
- 8 Bouton Retour

ES

- 1 Cable USB
- 2 Clic derecha
- 3 Rueda de desplazamiento
- 4 Clic izquierdo
- 5 Botón DPI
- 6 Botón de iluminación LED
- 7 Botón de avance
- 8 Botón de retroceso

DE

- 1 USB-Kabel
- 2 Rechtsklick
- 3 Scrollrad
- 4 Links Klick
- 5 DPI-Taste
- 6 LED-Beleuchtungstaste
- 7 Vorwärts-Taste
- 8 Zurück-Button

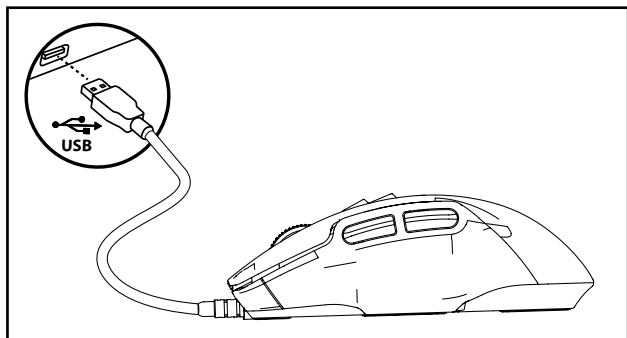
IT

- 1 Cavo USB
- 2 Clic destro
- 3 Rotella di scorrimento
- 4 Clic sinistro
- 5 Pulsante DPI
- 6 Pulsante di illuminazione a LED
- 7 Pulsante Avanti
- 8 Tasto indietro

ZH

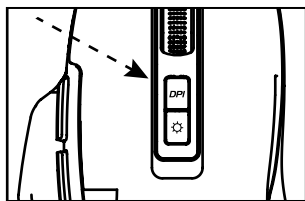
- 1 USB 电缆
- 2 右键点击
- 3 滚轮
- 4 左键单击
- 5 DPI 按钮
- 6 LED 照明按钮
- 7 前进按钮
- 8 返回键

Operating instructions



USB installation

Insert the USB plug into your computer. The drivers will automatically install.



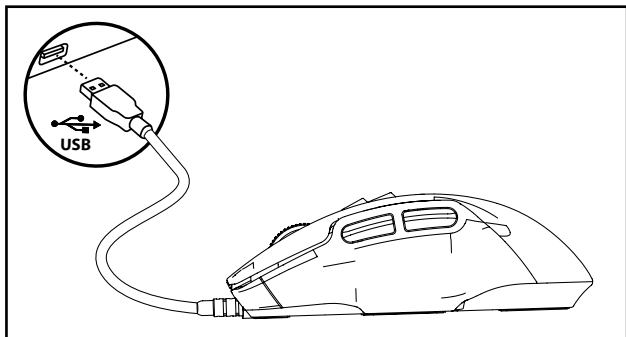
Adjusting DPI setting

Press the DPI button to change setting (1200, 1600, 2400, 3200, 4800, 7200).



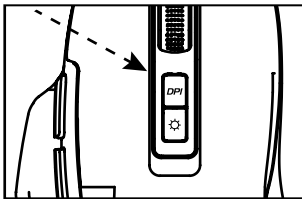
Programming: The ENHANCE THEOREM 3 mouse software is required to customize your mouse settings. To download, please visit ENHANCEgaming.com/support and select your product from Drivers & Downloads.

Mode d'emploi



Installation USB

Insérez la prise USB dans votre ordinateur. Les pilotes s'installeront automatiquement.



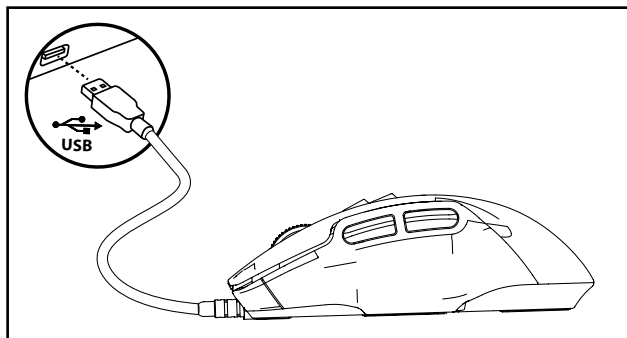
Réglage du paramètre DPI

Appuyez sur le bouton DPI pour modifier le réglage (1200, 1600, 2400, 3200, 4800, 7200).



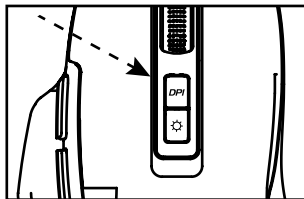
Programmation : Le logiciel souris ENHANCE THEOREM 3 est nécessaire pour personnaliser les paramètres de votre souris. Pour télécharger, rendez-vous sur ENHANCEgaming.com/support et sélectionnez votre produit dans Pilotes et téléchargements.

Instrucciones de Operación



Instalación USB

Inserte el conector USB en su computadora. Los controladores se instalarán automáticamente.



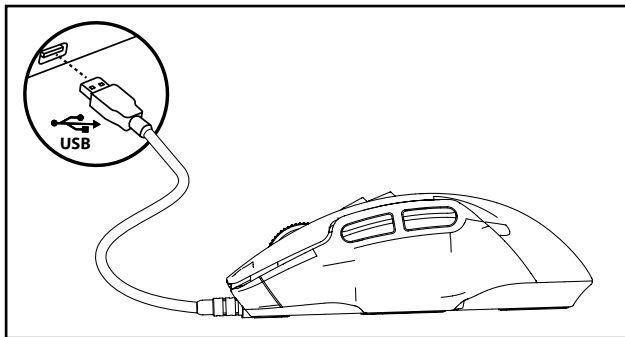
Ajuste de la configuración de DPI

Presione el botón DPI para cambiar la configuración (1200, 1600, 2400, 3200, 4800, 7200).



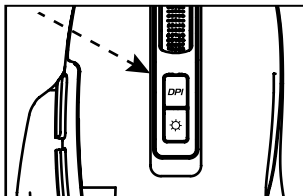
Programación: Se requiere el software de mouse ENHANCE THEOREM 3 para personalizar la configuración de su mouse. Para descargar, visite www.ENHANCEgaming.com/support y seleccione su producto de Drivers & Downloads.

Bedienungsanleitung



Installations-USB

Stecken Sie den USB-Stecker in Ihren Computer. Die Treiber werden automatisch installiert.



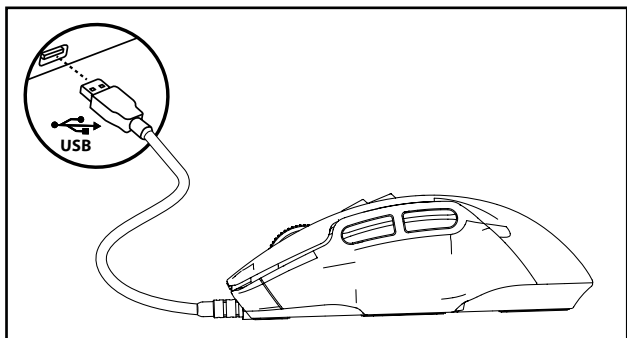
Anpassen der DPI-Einstellung

Drücken Sie die DPI-Taste, um die Einstellung zu ändern (1200, 1600, 2400, 3200, 4800, 7200).



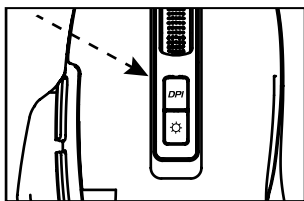
Programmierung: Zum Anpassen Ihrer Mauseinstellungen ist die Maussoftware ENHANCE THEOREM 3 erforderlich. Zum Herunterladen besuchen Sie bitte www.ENHANCEgaming.com/support und wählen Sie Ihr Produkt unter Treiber & Downloads aus.

Istruzioni operative



Installazione USB

Inserisci la spina USB nel tuo computer. I driver verranno installati automaticamente.



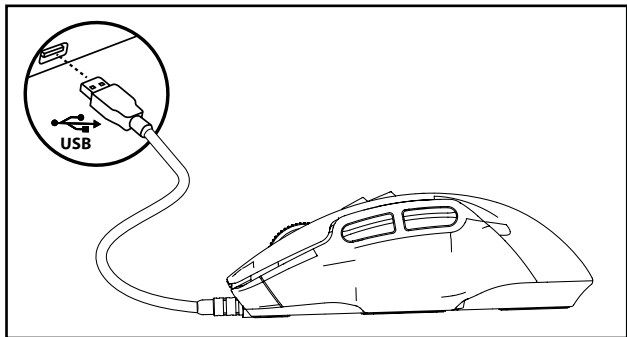
Regolazione dell'impostazione DPI

Premere il pulsante DPI per modificare l'impostazione (1200, 1600, 2400, 3200, 4800, 7200).



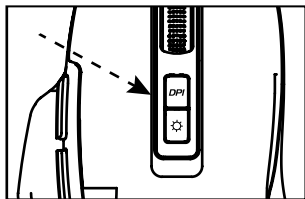
Programmazione: per personalizzare le impostazioni del mouse è necessario il software del mouse ENHANCE THEOREM 3. Per scaricare, visita ENHANCEgaming.com/support e seleziona il tuo prodotto da Driver e download.

操作指令



安装USB

将 USB 插头插入计算机。驱动程序将自动安装。



调整 DPI 设置

按 DPI 按钮更改设置 (1200, 1600, 2400, 3200, 4800, 7200)。



编程：需要使用 ENHANCE THEOREM 3 鼠标软件来自定义鼠标设置。如需下载，请访问 ENHANCEgaming.com/support 并从驱动程序和下载中选择您的产品。

Product specifications

Spécifications du produit

Especificaciones del producto

Produktspezifikationen

Specifiche del prodotto

产品规格

Optical sensor: InstantA725F

Max DPI: 7200

DPI settings: 1200, 1600, 2400, 3200,
4800, 7200

Buttons: 7

Switch life: 5 million

Lighting: 12 modes

Max polling rate: 125Hz

Tracking speed: 60IPS

Maximum Acceleration: 20G

Cable length: 60 inches

Dimensions: 5.06 x 3.07 x 1.57 inches

Weight: 3.8 ounces

System requirements:

Windows® 10 or later

USB 2.0 or higher USB port

Capteur optique: InstantA725F

DPI max : 7200

Paramètres DPI: 1200, 1600, 2400, 3200,
4800, 7200

Boutons: 7

Durée de vie de l'interrupteur: 5 millions

Eclairage: 12 modes

Taux d'interrogation maximum: 125 Hz

Vitesse de suivi: 60IPS

Accélération maximale: 20 G

Longueur de câble: 1.5 m

Dimensions: 12,8 x 7,8 x 4 cm

Poids: 107,72 g

Configuration requise:

Windows® 10 ou version ultérieure

Port USB 2.0 ou supérieur



FCC Compliance Notice

This device complies with Part 15 of the FCC Rules. Operation is subject to the following two conditions: 1) this device may not cause harmful interference, and 2) this device must accept any interference received, including interference that may cause undesired operation. Compliance Information Statements: This equipment has been tested and found to comply with the limits for a Class B digital device, pursuant to Part 15 of the FCC Rules. These limits are designed to provide reasonable protection against harmful interference in a residential installation. This equipment generates uses and can radiate radio frequency energy and, if not installed and used in accordance with the instructions, may cause harmful interference to radio communications. However, there is no guarantee that interference will not occur in a particular installation. If this equipment does cause harmful interference to radio or television reception, which can be determined by turning the equipment off and on, the user is encouraged to try to correct the interference by one or more of the following measures: 1) reorient or relocate the receiving antenna; 2) increase the separation between the equipment and receiver; 3) connect the equipment into an outlet on a circuit different from that to which the receiver is connected; 4) consult the dealer or an experienced radio/TV technician for help. Modifications to this product not authorized by Accessory Power could void your right to use or operate this product by the FCC. Where shielded interface cables or accessories have been provided with the product or specified additional components or accessories elsewhere defined to be used with the installation of the product, they must be used in order to ensure compliance with FCC regulations.

WARRANTY GARANTIE GARANTÍA



GARANTIE GARANZIA 保固

This product comes with a 1 year limited warranty, the acceptance of which is a condition of sale. Register this product within 30 days of sale to activate a complimentary 2 year warranty extension and receive free advanced technical support. For warranty program details, registration, and support visit ENHANCEgaming.com/warranty.

Ce produit à une garantie limitée de 1 an, la condition étant son achat. Enregistrer ce produit dans les 30 jours suivant son achat pour activer l'extension de garantie de 2 ans et bénéficier de notre service après-vente gratuit. Pour en savoir plus sur l'enregistrement et le service après-vente allez sur ENHANCEgaming.com/warranty.

Este producto viene con una garantía limitada de 1 año, la aceptación de que es una condición de la venta. Registrar este producto dentro de los 30 días de la venta para activar una extensión de cortesía 2 años de garantía y recibir soporte técnico avanzado libre. Para los detalles del programa de garantía, el registro, y una visita de apoyo ENHANCEgaming.com/warranty.

Dieses Produkt kommt mit einer 1-Jahres-Garantie, deren Annahme ist eine Bedingung des Verkaufs. Registrieren Sie dieses Produkt innerhalb von 30 Tagen den Verkauf an ein kostenloses 2 Jahre Garantie-Erweiterung zu aktivieren und erhalten kostenlose erweiterte technische Unterstützung. Für Garantie-Programm Details, Registrierung und Support Besuch ENHANCEgaming.com/warranty.

Questo prodotto viene fornito con una garanzia limitata di 1 anno, la cui accettazione è una condizione di vendita. Registra questo prodotto entro 30 giorni di vendita per attivare tutte le mattine una estensione di garanzia di 2 anni e di ricevere supporto tecnico avanzato gratuito. Per i dettagli del programma di garanzia, la registrazione e supporto visitare ENHANCEgaming.com/warranty.

本产品带有1年有限保修的销售承诺·在购买后30天内注册本产品将获赠2年延长保修及得到免费高级技术支持·关于保修流程的细节·注册和支持·请访问 ENHANCEgaming.com/warranty.

Windows® is a registered trademark of Microsoft Corporation in the United States and/or other countries.

© 2024 AP Global, Inc. All rights reserved. Accessory Power, the Accessory Power logo, ENHANCE, the ENHANCE logo, THEOREM and other marks and logos are either registered trademarks or trademarks of AP Global in the United States and/or other countries. All other trademarks are the property of their respective owners.

Manufactured in China. Designed in California.

Windows® est une Marque déposée de Microsoft Corporations aux Etats-Unis et/ou dans d'autres pays.

© 2024 AP Global, Inc. Tous droits réservés. Accessory Power, le logo Accessory Power, ENHANCE, le logo ENHANCE, THEOREM et les autres marques et logos sont des marques déposées ou des marques de AP Global aux Etats-Unis et/ou dans d'autres pays. Toutes les autres marques sont la propriété de leurs propriétaires respectifs.

Fabriqué en Chine. Conçu en Californie.



ENHANCEgaming



ENHANCEbrand



@ENHANCEgaming

ENHANCEgaming.com/recycle



FR
ÉLÉMENTS D'EMBALLAGE
À SÉPARER ET À DÉPOSER
DANS LE BAC DE TRI



ENHANCE

THEOREM® 3 PROGRAMMABLE GAMING MOUSE

MODEL: ENTHMS3100WTEW