

Will It



Undercounter Appliances

Fit?

Buying a new undercounter appliance is an exciting experience. We created this guide to help you collect the information you need to make choosing your new undercounter appliance as easy as possible. Please use this measurement guide to ensure your new appliance will fit in its space properly. A measurement off by as little as 1/4 inch can turn the excitement of your new purchase into a major inconvenience. Double-checking your measurements will help to ensure a smooth purchase and delivery. These measurements are **not required but are suggested** to ensure you select the right product.

An appliance returned because it will not fit will cost you (the customer) a delivery fee and possibly a restocking fee. For questions or concerns about dimensions, please contact us at, 1-800-336-9136

Check Twice, Buy Once

Measuring the space is one of the most important steps before selecting a new undercounter appliance

Measure the height of the space under the counter. Be sure to measure in each corner.

Front Right _____

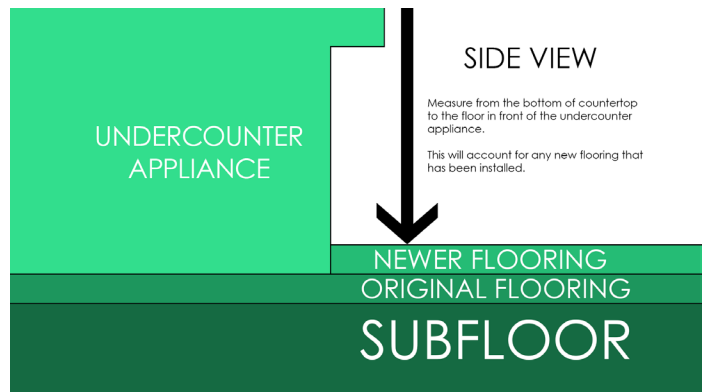
Front Left _____

Back Right _____

Back Left _____



Measure from the bottom of the countertop to the floor in front of the undercounter appliance. This will account for any new flooring that has been installed.




The second measurement you need is the depth of the space. The purpose is to determine if there are any obstacles blocking the depth of the space, namely plumbing and electrical.

Left _____

Center _____

Right _____



Measure the width of the space between the cabinets.

Top Front _____

Top Back _____


Bottom Front _____

Bottom Back _____



Measure the distance to the nearest obstacle.

Distance to rearest obstacle _____



Obstacles

There are a couple questions that may affect the style of undercounter appliance that will work in your kitchen.

Is your undercounter appliance in a corner?

Yes No



Is there an island in your kitchen?

Yes No



Do you have hard surface countertops like granite? These countertops need special installation procedures for the anti-tip brackets.

Yes No



Additional Issues

There are a few additional issues to address before you select a new undercounter appliance

Does your current undercounter appliance have a custom wood panel attached to the door? If so, it most likely will not fit on a replacement undercounter appliance.

Yes No



Take two pictures of your current undercounter appliance for reference. One being a wide shot showing the area the undercounter appliance is located and the other showing where the bottom toe-kick meets your flooring.



The Fun Part!

Selecting your new undercounter appliance

Here at Nebraska Furniture Mart we have undercounter appliances for every lifestyle. We carry refrigerators, icemakers, trash compactors, warming drawers and even custom panel ready models for a seamless look. Models start at 15" wide up to 30" to fit your unique application. No matter what style or appearance you are looking for, we have got you covered.



Getting Ready for Delivery

There are a few things to do before your new undercounter appliance is delivered.

Locate your breaker panel and identify the breaker for the undercounter appliance. The installer needs to turn off the power to your undercounter appliance during installation.

Locate the water shut-off valve. In most cases, this is located under the sink and it is attached to the hot water line of the faucet. This valve must be shut off prior to installation.



Your New Undercounter Appliance Arrives

Our delivery teams will make sure your delivery experience meets or exceeds your expectations.

- Our delivery teams are insured and qualified.
- We will provide you with a two hour window delivery notification the day prior to delivery.
- An individual 18 years or older must be present to receive the delivery.
- Our drivers will call you 30 minutes ahead of delivery.
- The delivery team will provide crated delivery service only for built-in appliances like under-counter appliances.
- The delivery team will haul away your old under-counter appliances if it has been removed prior to the delivery and has been pre-arranged.
- Our installation team is available for a professional installation of your new under-counter appliances if you purchase the service. Please see a salesperson for details about this option.
- Optional installation includes the connection and testing of your new under-counter appliances.
- Optional installation includes removal and haul away of your old under-counter appliances.

Another Job Well Done!

If you have any additional questions, don't hesitate to call or visit any of our salespeople. We will be more than happy to answer any of your questions. Most importantly, thank you for your business!