

# ASSEMBLY INSTRUCTIONS

## ITEM #: B285-04 3 DRAWER NIGHTSTAND


Thank you for purchasing this product. Be sure to check all packing material carefully for small parts that may have come loose inside the carton during shipment.

**Before You Assemble:** Please read all instructions carefully before beginning assembly.


It is recommended that 2 people work together during assembly to prevent personal injury and to ensure that heavy or cumbersome parts are not damaged during the process.

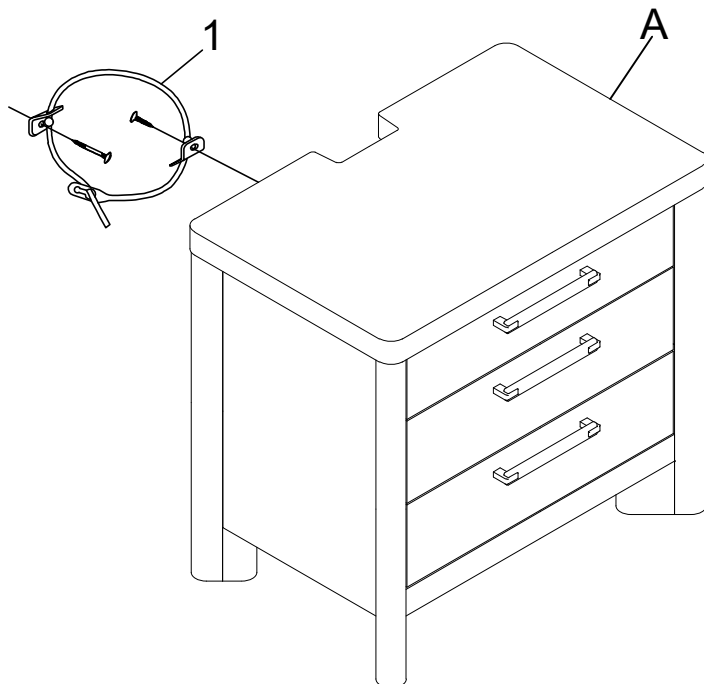
**CAUTION:** For your safety, this product requires two people to lift.

### PARTS LIST:

NO	DESCRIPTION	SKETCH	QTY
A	3 DRAWER NIGHTSTAND		1PC

### HARDWARE PACKAGE:

NO	DESCRIPTION	SKETCH	SIZE	QTY
1	Tipping Restraint kit			1 pc



NOTE : Anti-tipping hardware kit comes with this product. Please refer to the installation instruction in the hardware pack