

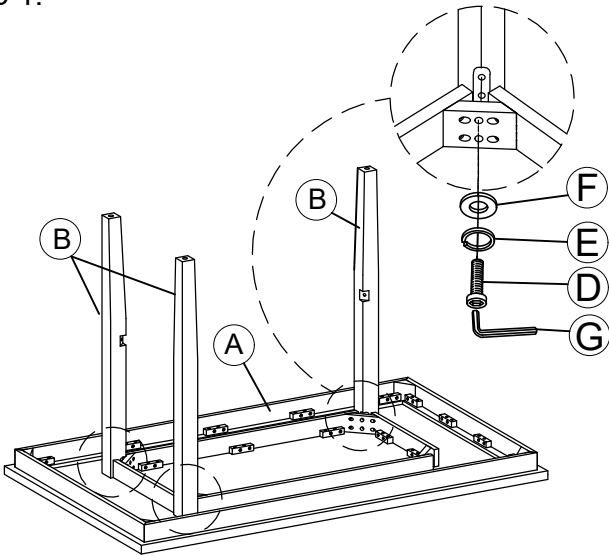
ASSEMBLY INSTRUCTION

Model : D4354BT&D4355-BT

Description : BAR TABLE

Thank you for purchasing this quality product. Be sure to check all packing material carefully for small parts that may have come loose inside the carton during shipment.

Step 1:



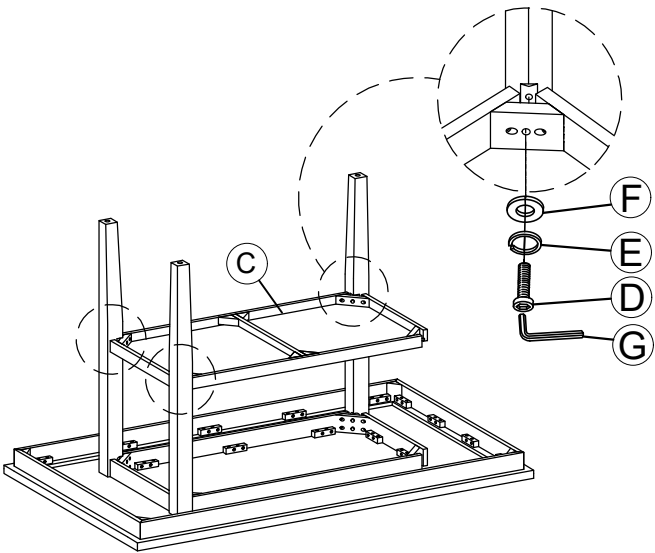
PART LIST:

No.	Description	Diagram	Quantity
A	Table Top		1
B	Table Legs		4
C	Middle Shelf		4

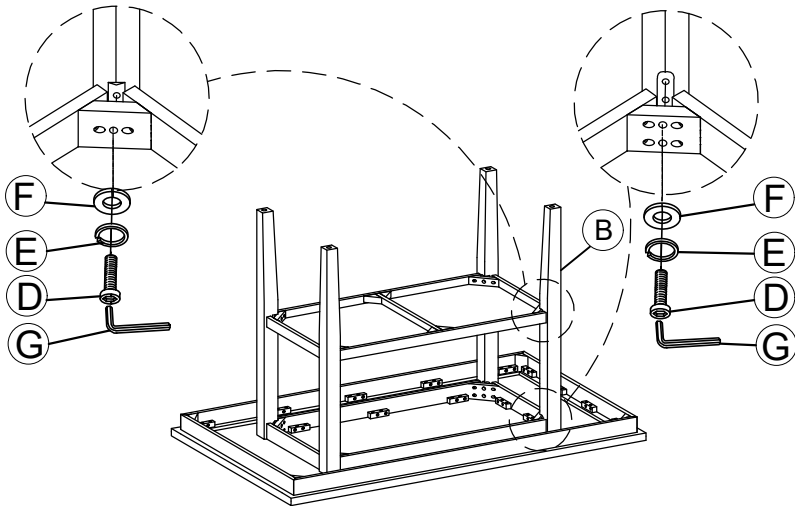
HARDWARE LIST:

No.	Description	Diagram	size	Quantity
D	Bolt		Ø5/16" x 2-1/4"	12
E	Lock Washer		Ø5/16"	12
F	Flat Washer		Ø5/16"	12
G	Allen Key		M5	1

Step 2:



Step 3:



Finished

