

# STU1822



|                   |                  |
|-------------------|------------------|
| Product family    | Dishwashers      |
| Commercial height | 82 cm            |
| Installation      | Fully-Integrated |
| Kitchen panel     | Not supplied     |
| N° baskets        | 2                |
| Engine            | Inverter         |
| EAN code          | 8017709344177    |
| UPC Code          | 812895026429     |



## Programs



|                      |                   |                 |     |
|----------------------|-------------------|-----------------|-----|
| Number of programs   | 6                 | Super           | Yes |
| Washing temperatures | 45, 50, 55, 65 °F | Regular         | Yes |
| Delicates            | Yes               | Intensive 150°F | Yes |
| Auto                 | Yes               | Rinse           | Yes |

## Options



|            |     |                            |                |
|------------|-----|----------------------------|----------------|
| Hi-Temp    | Yes | Delay start                | Up to 24 hours |
| Extra Fast | Yes | Extra-dry option           | Yes            |
| Sanitize   | Si  | FlexiZone half-load option | Yes            |
| Silent     | Si  |                            |                |

## Baskets

|                          |                                      |                                |                       |
|--------------------------|--------------------------------------|--------------------------------|-----------------------|
| Basket color             | Gray                                 | Upper basket height adjustment | On two levels (5cm)   |
| Basket components finish | Gray                                 | Lower basket                   | With 2 foldable racks |
| Handle                   | In plastic on upper and lower basket | Colour Inner Components        | Gray                  |
| Upper basket             | With 2 foldable racks                | Cutlery basket                 | Yes                   |

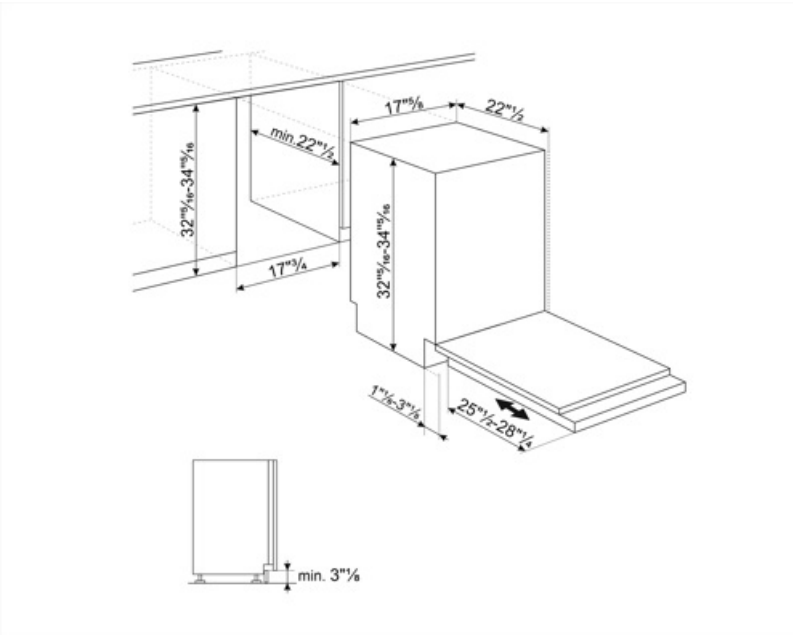
## Technical Features



|                            |   |  |                                  |
|----------------------------|---|--|----------------------------------|
| <b>Width</b>               | 17 5/8 "                                | <b>End-of-cycle indicator</b>          | On display, with acoustic signal |
| <b>Depth</b>               | 21 5/8 "                                | <b>Washing system</b>                  | Standard                         |
| <b>Display type</b>        | LED display (3 digits)                  | <b>Turbidity sensor</b>                | Yes                              |
| <b>Height</b>              | 32 5/16 "                               | <b>Aquatest</b>                        |                                  |
| <b>Controls</b>            | Electronic                              | <b>Drying system</b>                   | Natural condensation drying      |
| <b>Display</b>             | Delay start, Program progress indicator | <b>Filter</b>                          | Stainless steel                  |
| <b>Program symbols</b>     | Writings in English                     | <b>Concealed heating element</b>       | Yes                              |
| <b>On/off indicator</b>    | Yes                                     | <b>Adjustable feet</b>                 | 2", from 32 1/4" to 34 1/4"      |
| <b>Rinse aid indicator</b> | Light                                   | <b>Back feet adjustable from front</b> | Yes                              |

## Electrical Connection

|                        |        |                                  |                |
|------------------------|--------|----------------------------------|----------------|
| <b>Connected power</b> | 1400 W | <b>Connection type</b>           | Single-phase   |
| <b>Current</b>         | 12 A   | <b>Power supply cable length</b> | 116 "          |
| <b>Voltage</b>         | 120 V  | <b>Plug</b>                      | (B) NEMA 5-15P |
| <b>Frequency (Hz)</b>  | 60 Hz  |                                  |                |



---

## Compatible Accessories

---



### KITPL60B

Toekick Kit in White colour with adjustable height and deepness. Can be installed over all the fully integrated and underbench models with variable fulcrum or flexifit hinges.



### KITPL60X

Toekick Kit in Stainless Steel with adjustable height and deepness. Can be fitted over all the fully integrated and underbench models with variable fulcrum or flexifit hinges.



### KITPL60N













Toekick Kit in Black colour with adjustable height and deepness. Can be installed over all the fully integrated and underbench models with variable fulcrum or flexifit hinges.



### KITPLV2

Kit extension for dishwasher and washing machine: lenght mt. 2

## Symbols glossary

|  |   |   |  |
|--|---|---|--|
|    | Aquatest measures the clarity of the water during an auto program, and automatically ensures the minimum consumption of water and energy.   |    | COMM_HEIGHT_82_72dpi   |
|    | Delay Timer: The delay timer can postpone the start of the program by up to 24 hours.   |    | FlexiZone: The ½ load flexizone allows you to wash a reduced load saving energy, water and time and there are no restrictions on where the items are placed. |
|    | Inverter technology: The evolution of Smeg's driers towards more intelligent and environmentally sustainable models has led to the choice of using Inverter technology with heat pumps, which reduces significantly energy consumption. |    | Noise Level: Excellent insulation and special devices keep noise to a minimum.   |
|    | Delicate: Delicate washing program is designed for delicate dishes which are not heavily soiled.  |    | Delicate: Delicate washing program is designed for delicate dishes which are not heavily soiled.   |
|   | PRG_RINSE_72dpi   |   | PRG_STRONG_72dpi   |
|  | EXTRA DRY This option adds a hot rinse cycle that ensures improved drying.  |  | The Regular programme is for dishes with regular dirt, even with dried-on residues.  |