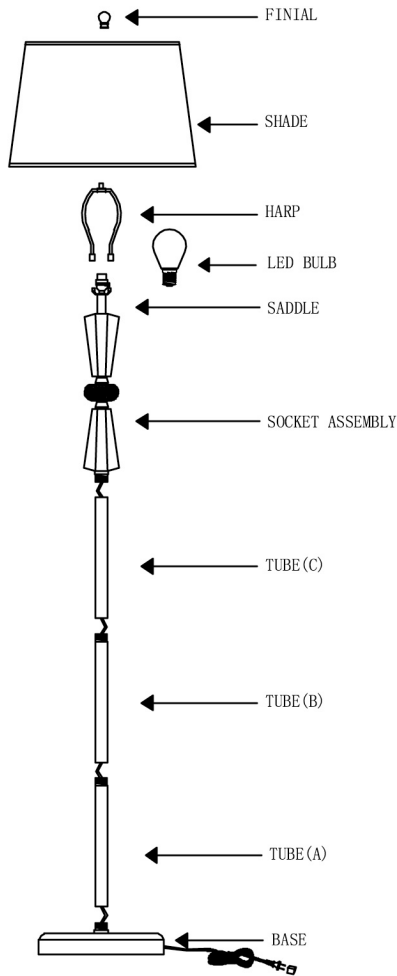


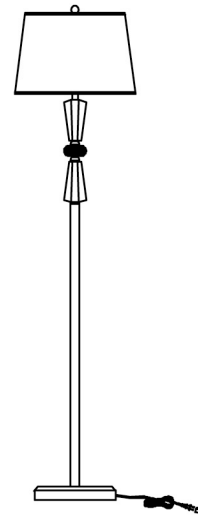
3PC SET:1 Floor Lamp+2 TABLE Lamps
COMPONENTS INCLUDED IN THE PACKAGE



LAVISH HOME
COLLECTION

THIS LAMP IS UL LISTED.
ASSEMBLY INSTRUCTIONS.

1. Fasten tube(A) into base
 2. Fasten tube(B) into tube(A)
 3. Fasten tube(C) into tube(B)
 4. Fasten socket assembly into tube(C).
 5. Insert the harp into the saddle and lower the two harp caps until they cover the two-pronged saddle.
 6. Place the shade over the assembled harp.
 7. Attach the finial and tighten to secure the shade.
 8. Insert the provided LED bulb into the socket.
- Max (1) 100-watt TYPE A standard bulb(not included).
This product is only suitable for connection to a 120V~60Hz supply. For indoor use only.



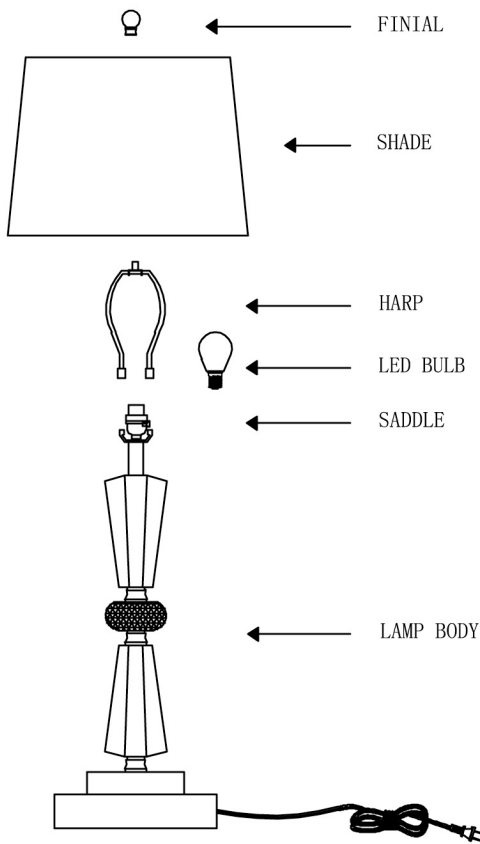
For safety purposes, this lamp is equipped with a polarized plug (one blade is wider than the other). If the plug does not fit securely into your outlet, do not force it-contact a professional electrician.

	E26	9W	ETL LISTED
--	-----	----	------------

IMPORTANT SAFETY INSTRUCTIONS

THIS PORTABLE LAMP HAS A POLARIZED PLUG (ONE BLADE IS WIDER THAN THE OTHER) AS A FEATURE TO REDUCE THE RISK OF ELECTRIC SHOCK. THIS PLUG WILL FIT IN A POLARIZED OUTLET ONLY ONE WAY. IF IT DOES NOT FIT FULLY IN THE OUTLET, REVERSE THE PLUG. IF IT STILL DOES NOT FIT, CONTACT A QUALIFIED ELECTRICIAN. NEVER USE WITH AN EXTENSION CORD UNLESS THE PLUG CAN BE FULLY INSERTED.


TO CLEAN: PLEASE USE A NON-ABRASIVE DRY CLOTH LIKE MICRO-FIBER IN CLEANING. USE MILD DISH SOAP ON DAMP NON-ABRASIVE CLOTH IF THE LAMP IS DUSTY. DO NOT USE HOUSEHOLD CLEANERS.



LAVISH HOME
COLLECTION

THIS LAMP IS UL LISTED.
ASSEMBLY INSTRUCTIONS.

1. Insert the harp into the saddle and lower the two harp caps until they cover the two-pronged saddle.
2. Place the shade over the assembled harp.
3. Attach the finial and tighten to secure the shade.
4. Insert the provided LED bulb into the socket. Maximum (1) 60-watt TYPE A standard bulb (not included). This product is only suitable for connection to a 120V~60Hz supply. For indoor use only.



For safety purposes, this lamp is equipped with a polarized plug (one blade is wider than the other). If the plug does not fit securely into your outlet, do not force it-contact a professional electrician.

	E26	9W	ETL LISTED
--	-----	----	------------

IMPORTANT SAFETY INSTRUCTIONS

THIS PORTABLE LAMP HAS A POLARIZED PLUG (ONE BLADE IS WIDER THAN THE OTHER) AS A FEATURE TO REDUCE THE RISK OF ELECTRIC SHOCK. THIS PLUG WILL FIT IN A POLARIZED OUTLET ONLY ONE WAY. IF IT DOES NOT FIT FULLY IN THE OUTLET, REVERSE THE PLUG. IF IT STILL DOES NOT FIT, CONTACT A QUALIFIED ELECTRICIAN. NEVER USE WITH AN EXTENSION CORD UNLESS THE PLUG CAN BE FULLY INSERTED.

TO CLEAN: PLEASE USE A NON-ABRASIVE DRY CLOTH LIKE MICRO-FIBER IN CLEANING. USE MILD DISH SOAP ON DAMP NON-ABRASIVE CLOTH IF THE LAMP IS DUSTY. DO NOT USE HOUSEHOLD CLEANERS.