



ASSEMBLY INSTRUCTIONS

ITEM NO : B3500-4
KINKAID CHEST






BOX OF CHEST

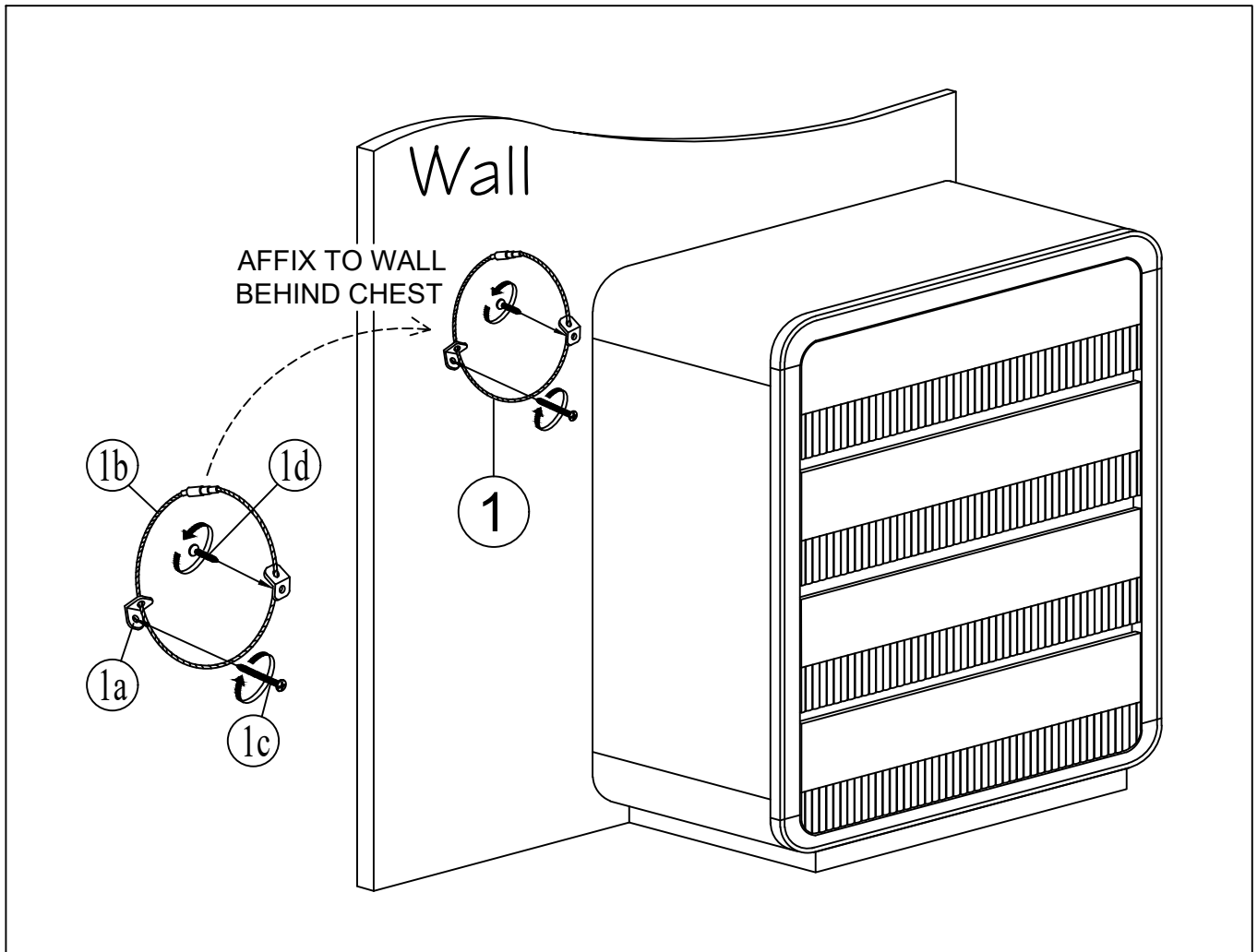

ITEM	DRAWING	DESCRIPTION	QTY
A		Chest	1



COMPLETED CHEST ASSEMBLY

BOX OF CHEST HARDWARE LIST

1		TIPPING RESTRAINT (Affix to wall behind Chest) * Located in the Chest 1st Drawer		
	1a		BRACKET	2
	1b		TIE WRAP	1
	1c		LONG SCREW #8x2" L*	1
	1d		SHORT SCREW #8x5/8" L	1



THE HARDWARE IS LOCATED IN THE PACKING ITEMS
THE ANTI TIPPING HARDWARE IS LOCATED IN THE CHEST 1ST DRAWER

NOTE : Periodically check to ensure that all connectors (bolts, screws, etc.) are tight.

CLEANING INSTRUCTION

After assembled, clean & polish the completed parts if necessary with soft cloth and industrial recognized furniture polish

MADE IN MALAYSIA