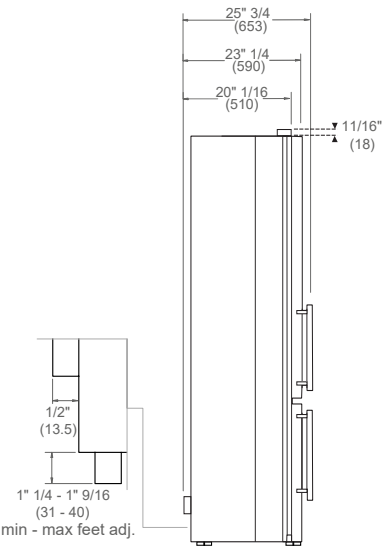
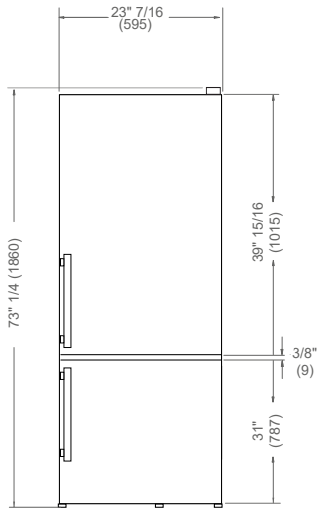


PRODUCT DIMENSIONS

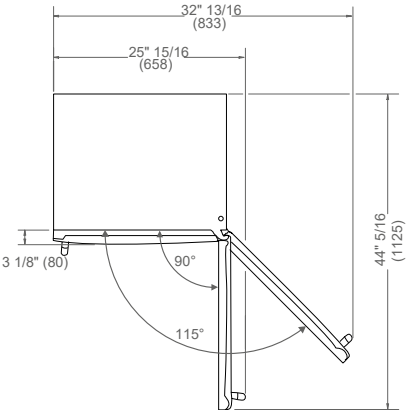
SIDE VIEW



FRONT VIEW



TOP VIEW

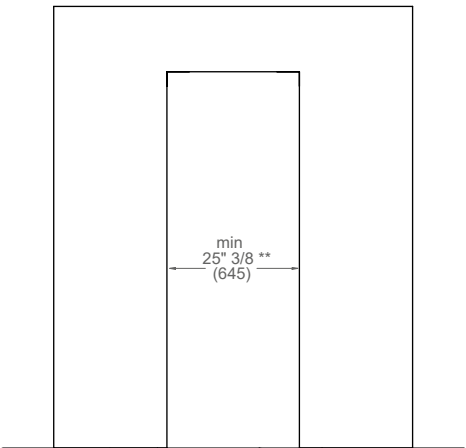


CUTOUT DIMENSIONS (Counter-depth Installation)

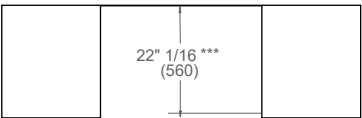
SIDE VIEW



FRONT VIEW



TOP VIEW



* dimension with a minimum clearance of 1" (25 mm) on the top

** dimension with a minimum clearance of 1" (25 mm) on both sides

*** dimension with a minimum clearance of 2" (50 mm) on the back

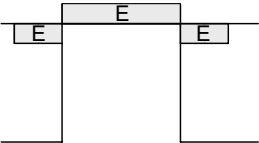
ELECTRICAL CONNECTION



A properly-grounded, horizontally-mounted electrical receptacle should be installed according to this drawing.

Connection(s) placement within the opening may require additional cabinet depth.

TOP VIEW



FRONT VIEW

