






# ASSEMBLY INSTRUCTIONS

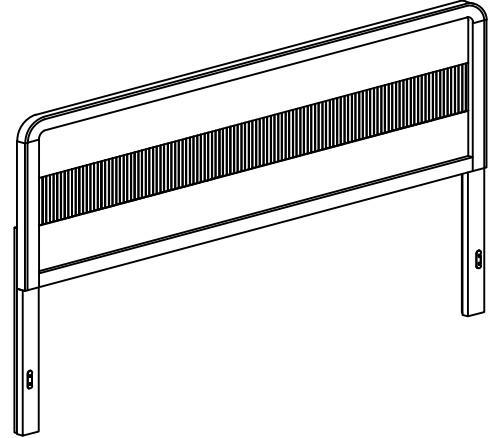
ITEM NO : B3500-K-HB  
KINKAID KING HEADBOARD

## BOX OF HEADBOARD

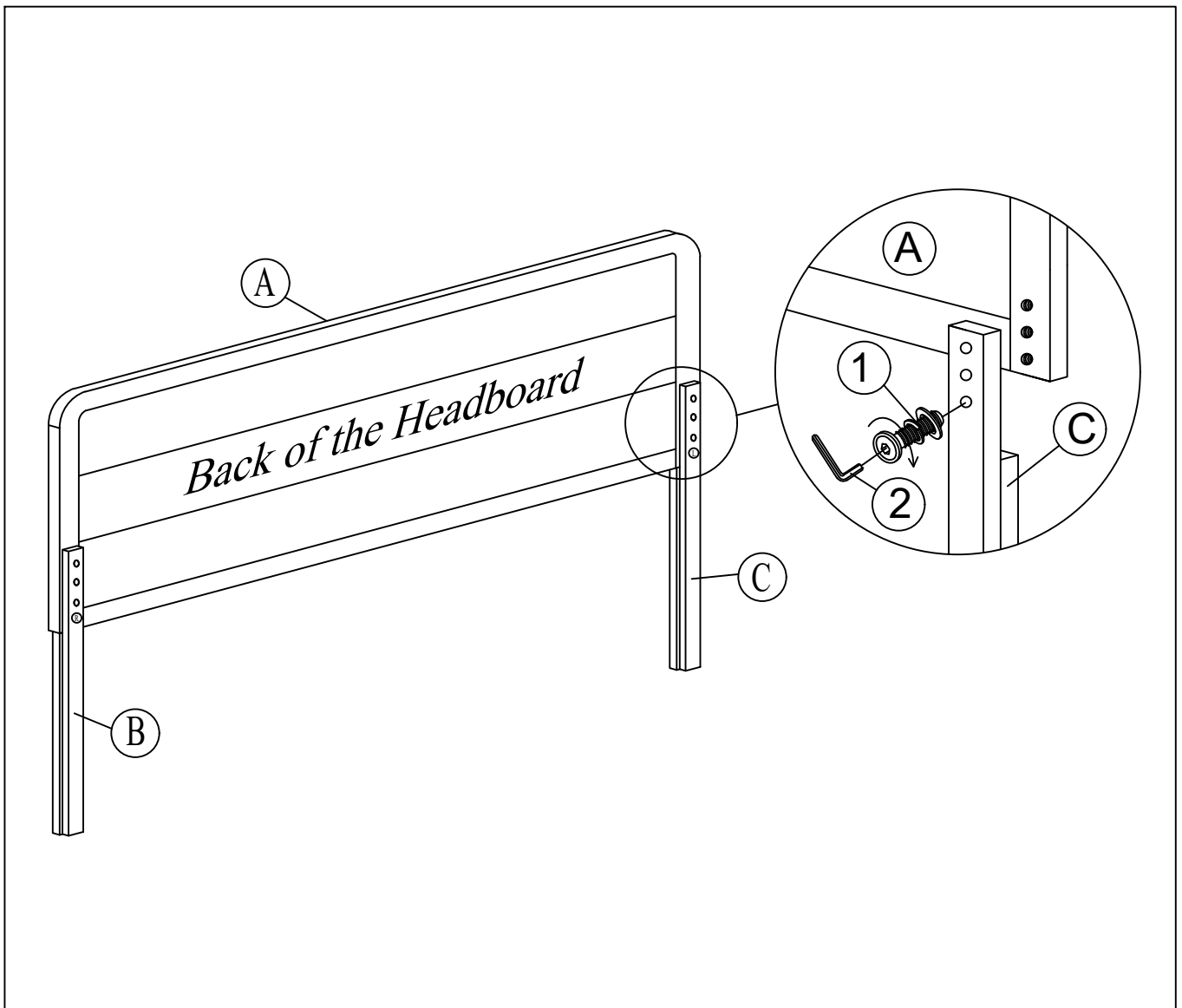
ITEM	DRAWING	DESCRIPTION	QTY
A		HEADBOARD PANEL	1
B		RIGHT HEADBOARD LEG	1
C		LEFT HEADBOARD LEG	1

## BOX OF HEADBOARD HARDWARE LIST

ITEM	DRAWING	DESCRIPTION	QTY
1		JCBC BOLT WITH SPRING WASHER AND FLAT WASHER (M6 x 40mm)	6
2		ALLEN KEY (M4)	1



**COMPLETED KING HEADBOARD ASSEMBLY**



**THE HARDWARE IS LOCATED IN THE PACKING ITEMS**

NOTE : Periodically check to ensure that all connectors (bolts, screws, etc.) are tight.

### CLEANING INSTRUCTION


After assembled, clean & polish the completed parts if necessary with soft cloth and industrial recognized furniture polish

**MADE IN MALAYSIA**




# ASSEMBLY INSTRUCTIONS

ITEM NO : B3500-K-FB / B3500-KQ-RAIL  
KINKAID KING BED


## BOX 1 HEADBOARD

ITEM	DRAWING	DESCRIPTION	QTY
A		HEADBOARD PANEL	1




## BOX 2 FOOTBOARD AND SLATS

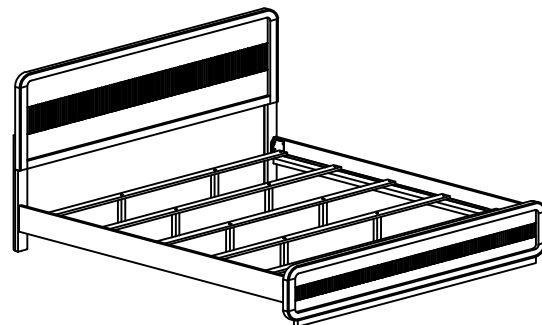
ITEM	DRAWING	DESCRIPTION	QTY
B		FOOTBOARD PANEL	1
C		SLAT	5
D		SLAT SUPPORT	10

## BOX 3 SIDE RAILS

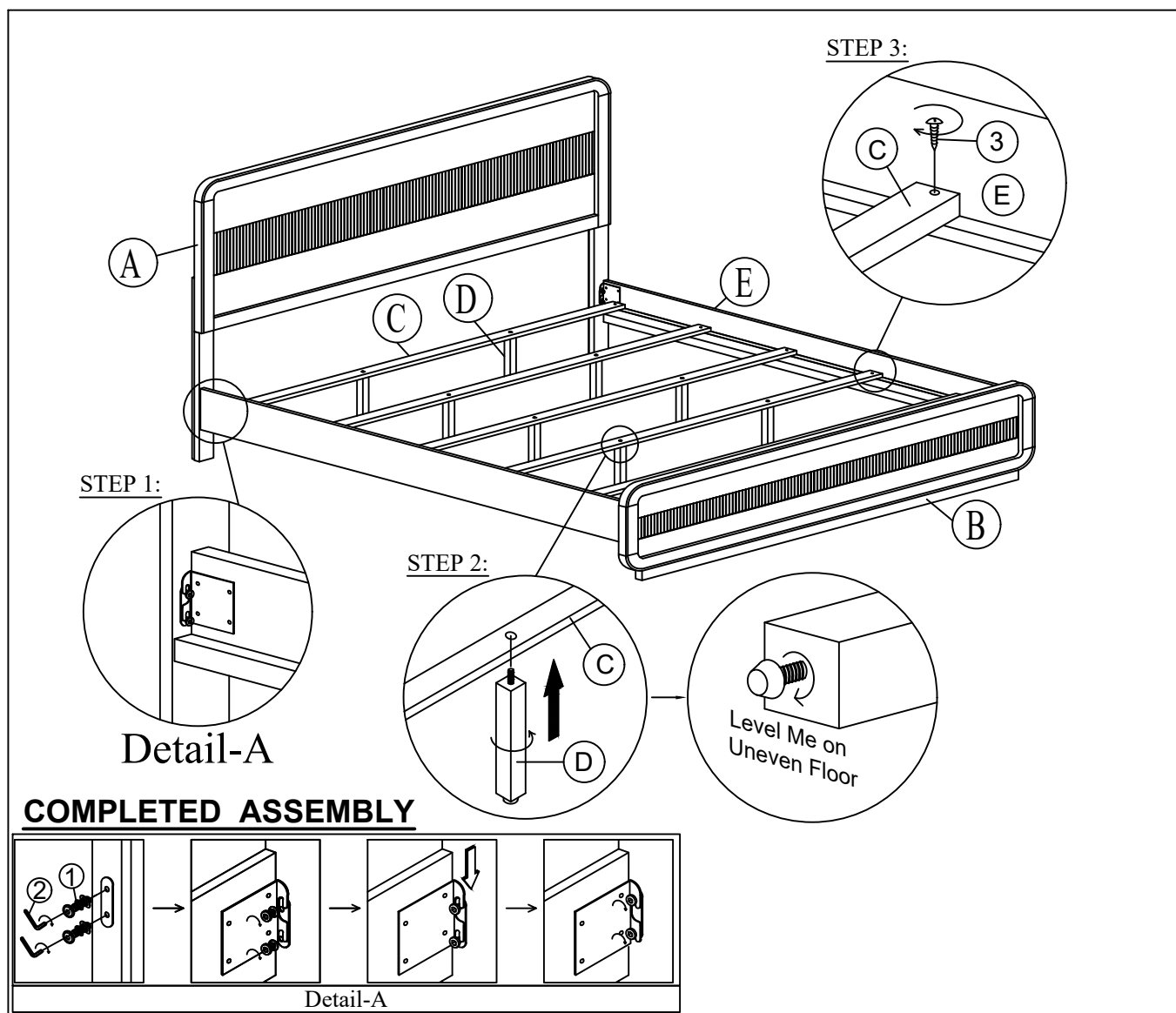
ITEM	DRAWING	DESCRIPTION	QTY
E		SIDE RAIL	2

## BOX 2 HARDWARE LIST

ITEM	DRAWING	DESCRIPTION	QTY
1		JCBC BOLT WITH SPRING WASHER AND FLAT WASHER (M8 x 25mm)	8
2		ALLEN KEY (M5)	1
3		SCREW P/H RATTAN (1/4) (8X1)	10



**COMPLETED KING BED ASSEMBLY**



THE HARDWARE IS LOCATED IN THE PACKING ITEMS

NOTE : Periodically check to ensure that all connectors (bolts, screws, etc.) are tight.

### CLEANING INSTRUCTION

After assembled, clean & polish the completed parts if necessary with soft cloth and industrial recognized furniture polish

**MADE IN MALAYSIA**