

# KitchenAid® 30" (76.2 cm) and 36" (91.4 cm) Electric Downdraft Cooktop

## PRODUCT MODEL NUMBERS

KCED600G KCED606G

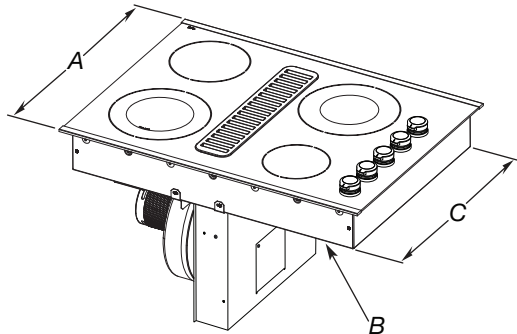
## ELECTRICAL REQUIREMENTS

To properly install your cooktop, you must determine the type of electrical connection you will be using and follow the instructions provided for it here.

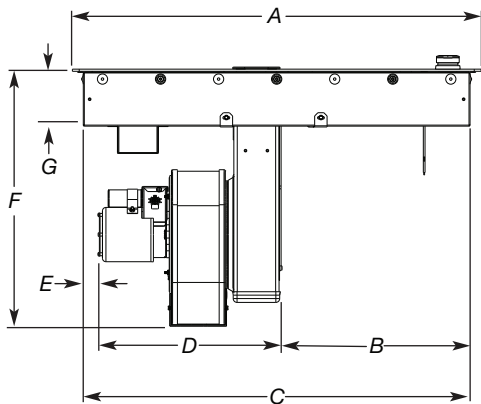
- A 4-wire or 3-wire, single-phase, 120-/240-volt, 60 Hz., AC-only electrical supply on a separate, 40-amp circuit breaker is required for both 30" (76.2 cm) and 36" (91.4 cm) models. If a fused system is used, fuse both sides of the line.
- The cooktop should be connected directly to the junction box through the flexible metal conduit. The flexible, armored cable extending from the fuse box or circuit breaker box should be connected directly to the junction box.

## PRODUCT DIMENSIONS

### 30" (76.2 cm) Cooktop - for standard and electric models

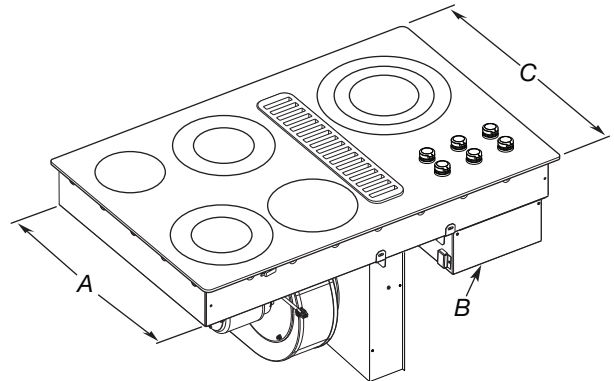


- A. 22<sup>1</sup>/<sub>16</sub>" (56.0 cm) without stainless steel trim or 22<sup>1</sup>/<sub>2</sub>" (57.2 cm) or 23" (58.5 cm) with stainless steel trim (depending on model)
- B. Model/serial/rating/clearance plate location
- C. 20<sup>3</sup>/<sub>4</sub>" (52.7 cm) screw head to screw head

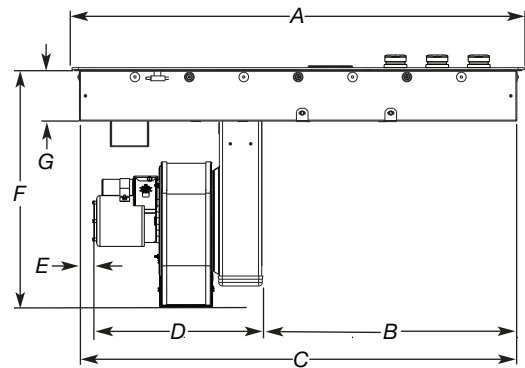


- A. 30<sup>7</sup>/<sub>8</sub>" (78.4 cm)
- B. 12<sup>3</sup>/<sub>16</sub>" (31.0 cm)
- C. 28<sup>13</sup>/<sub>64</sub>" (72.3 cm)
- D. 14<sup>23</sup>/<sub>32</sub>" (37.4 cm)
- E. 2" (5.1 cm) recommended minimum cabinet to motor clearance
- F. 18<sup>23</sup>/<sub>32</sub>" (47.6 cm)
- G. 3<sup>21</sup>/<sub>32</sub>" (9.3 cm)

### 36" (91.4 cm) Cooktop - for standard and electric models

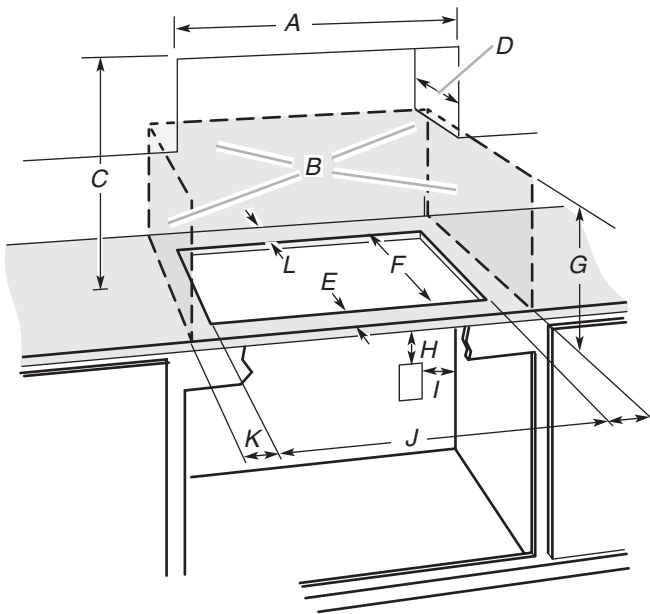


- A. 20<sup>3</sup>/<sub>4</sub>" (52.7 cm) screw head to screw head
- B. Model/serial/rating/clearance plate location
- C. 22<sup>1</sup>/<sub>16</sub>" (56.0 cm) without stainless steel trim or 22<sup>1</sup>/<sub>2</sub>" (57.2 cm) or 23" (58.5 cm) with stainless steel trim (depending on model)



- A. 36<sup>5</sup>/<sub>16</sub>" (92.3 cm)
- B. 11<sup>19</sup>/<sub>32</sub>" (29.4 cm)
- C. 34<sup>11</sup>/<sub>64</sub>" (86.8 cm)
- D. 14<sup>23</sup>/<sub>32</sub>" (37.4 cm)
- E. 2" (5.1 cm) recommended minimum cabinet to motor clearance
- F. 18<sup>23</sup>/<sub>32</sub>" (47.6 cm)
- G. 3<sup>21</sup>/<sub>32</sub>" (9.3 cm)

## CABINET DIMENSIONS

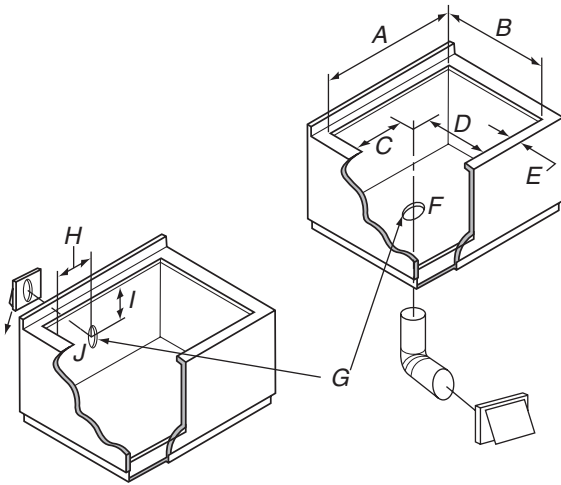


- A. 30" (76.2 cm) on 30" (76.2 cm) models  
36" (91.4 cm) on 36" (91.4 cm) models
- B. Combustible area above countertop (shown by dashed box above)
- C. 30" (76.2 cm) minimum clearance between top of cooktop platform and bottom of uncovered wood or metal cabinet (24" [61 cm] minimum clearance if bottom of wood or metal cabinet is covered by not less than 1/8" [0.6 cm] flame retardant millboard covered with not less than No. 28 MSG sheet steel, 0.015" [0.04 cm] stainless steel, 0.024" [0.06 cm] aluminum, or 0.020" [0.05 cm] copper)
- D. 13" (33 cm) recommended upper cabinet depth
- E. 2" (5.1 cm)
- F. 21 1/8" (53.7 cm)
- G. 18" (45.7 cm) minimum clearance from upper cabinet to countertop within minimum horizontal clearances to cooktop
- H. Junction box or outlet: 12" (30.5 cm) minimum from bottom of countertop
- I. Junction box or outlet: 10" (25.4 cm) from right-hand side of cabinet
- J. 28 7/8" (73.3 cm) on 30" (76.2 cm) models  
34 9/16" (87.8 cm) on 36" (91.4 cm) models
- K. 2 1/8" (6.4 cm) minimum distance to nearest left and right side combustible surface above cooktop
- L. 1 1/2" (3.8 cm) minimum clearance between back wall and countertop

**NOTE:** After making the countertop cutout, some installations may require notching down the base cabinet side walls to clear the cooktop base. To avoid this modification, use a base cabinet with sidewalls wider than the cutout.

- A minimum side clearance of 6" (15.2 cm) is recommended between side of cooktop and side wall for maximum ventilation performance.

## CUTOUT DIMENSIONS



- A. 28 7/8" (73.3 cm) maximum on 30" (76.2 cm) models  
34 9/16" (87.8 cm) maximum on 36" (91.4 cm) models
- B. 21 1/8" (50.6 cm) maximum on both 30" (76.2 cm) and 36" (91.4 cm) models
- C. 8 19/32" (21.8 cm) on 30" (76.2 cm) models  
15 7/16" (39.2 cm) on 36" (91.4 cm) models
- D. 6 19/64" (16.0 cm) on both 30" (76.2 cm) and 36" (91.4 cm) models
- E. 2" (5.1 cm) minimum space to front edge of cooktop
- F. Floor exhaust option
- G. 6 1/8" (15.6 cm) for 6" (15.2 cm) vent system  
5 1/8" (13 cm) for 5" (12.7 cm) vent system
- H. 8 19/32" (21.8 cm) on 30" (76.2 cm) models  
15 7/16" (39.2 cm) on 36" (91.4 cm) models
- I. 16" (40.6 cm) on both 30" (76.2 cm) and 36" (91.4 cm) models
- J. Wall exhaust option