

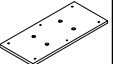


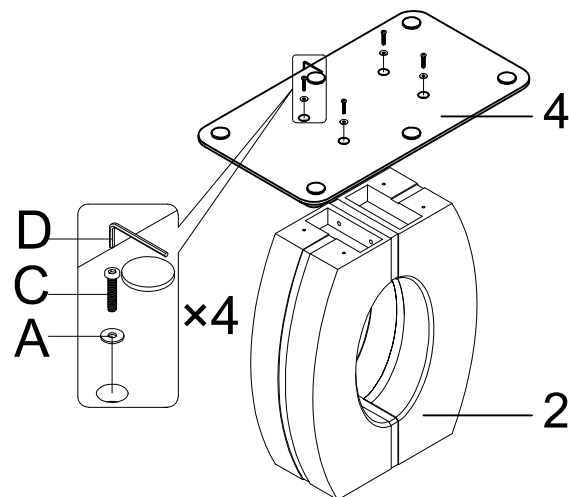


		Part Description	Quantity
G5115-62	1	MDF Top 	1
G5115-46 / G5115-47	2	Table Leg 	1
G5115-48 G5115-50	3	MDF Mounting Board 	1
	4	Base 	1
	5	Leveler  M8*20-φ50*25mm	6
G5115-46 / G5115-47	HDWR	Hardware Pack	1

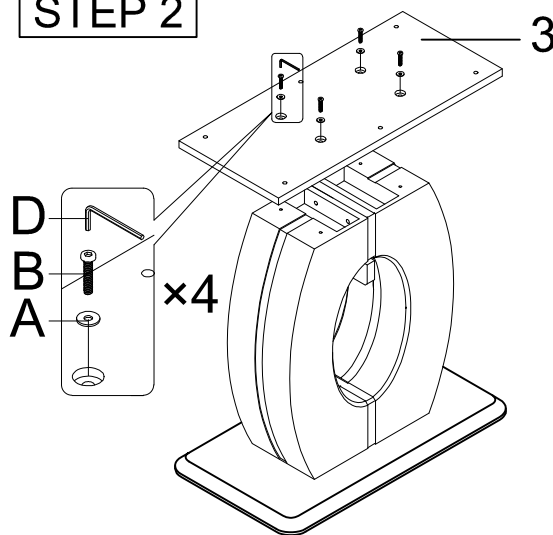
# ASSEMBLY INSTRUCTION

ITEM NAME:DYANE    MODEL NUMBER:G5115-62/G5115-47/G5115-50/G5115-46/G5115-48    TABLE

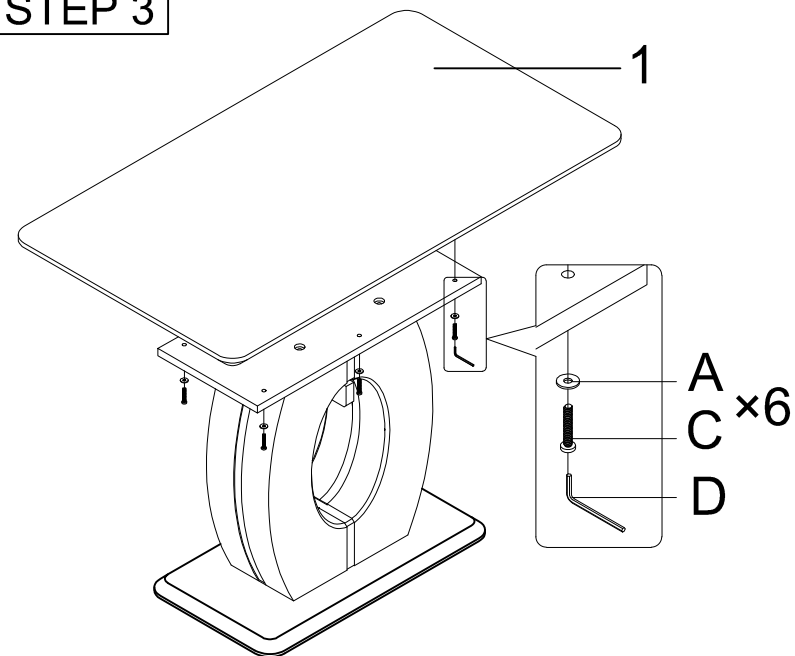
## STEP 1



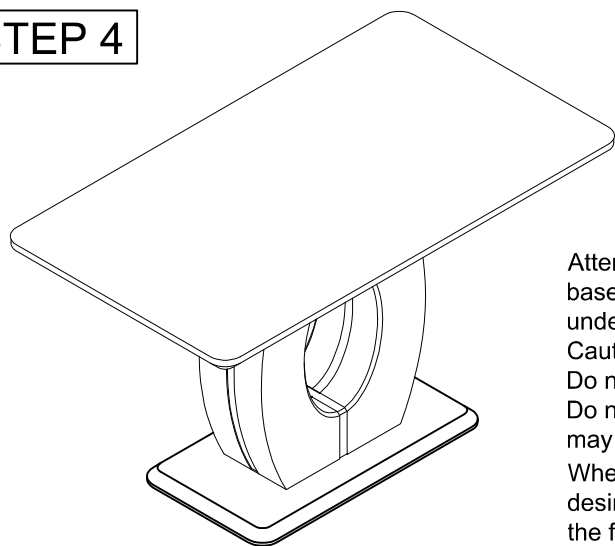
## STEP 2



## STEP 3



## STEP 4



Attention: When assembly is complete, set the table upright on its base. With at least 2 people, carefully lift the table up from underneath and rotate onto the base





Caution:

Do not use the base to lift.

Do not lean or support the table on the side of the base as damage may occur

When moving the table make sure to pick up the table and place in desired location. Damage can occur if the legs are dragged across the floor.

### G5115-62 / 46 / 47 / 48 / 50    HARDWARE

CODE		DESCRIPTION	QTY
A		Ø22*1.5mm	14pcs
B		M8*40mm	4pcs
C		M8*50mm	10pcs
D		M5	1pc