

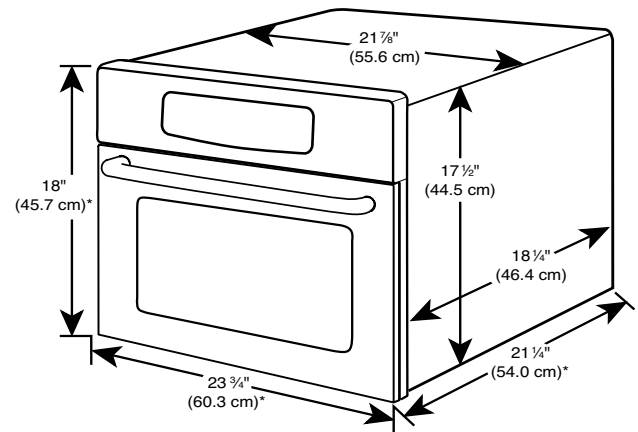
KitchenAid® 24" (61.0 CM), 27" (68.6 CM) AND 30" (76.2 CM) BUILT-IN MICROWAVE OVEN

PRODUCT MODEL NUMBERS

KMBS104E

Electrical: 120 volt, 60 Hz, AC only, 15- or 20-amp fused electrical supply. A time-delay fuse or circuit breaker and separate circuit is recommended.

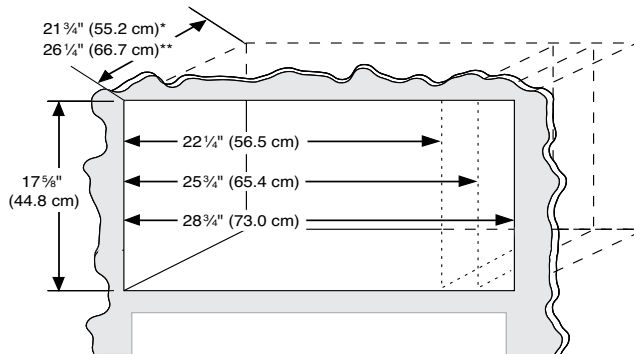
PRODUCT DIMENSIONS



*Measurements include front facing of microwave oven. Depth measurement also includes door handle.

CABINET OPENING DIMENSIONS

Front View

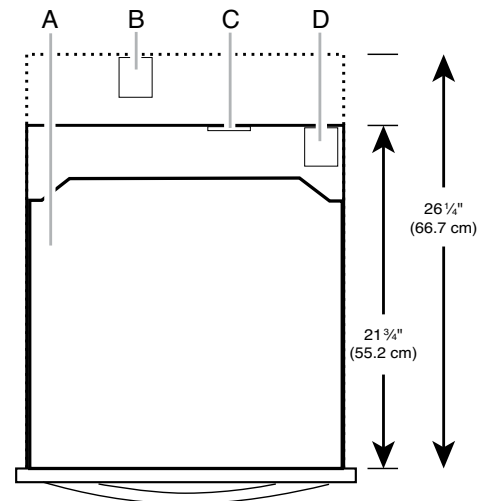


*With flush receptacle, or with non-flush receptacle located in upper right or upper left corner of cutout.

NOTE: Depth dimension may be 21³/₄" (55.2 cm) with non-flush receptacle only if the receptacle is located in upper right or upper left corner. See "Cutout Top View."

**With non-flush receptacle.

Cutout Top View



- A. Microwave oven
- B. Non-flush receptacle
- C. Flush receptacle
- D. Non-flush receptacle located in upper right or upper left corner

DIM.	24" (61.0 CM) INSTALLATION	27" (68.6 CM) INSTALLATION	30" (76.2 CM) INSTALLATION
Width	22 ¹ / ₄ " (56.5 cm) ± 3/16" (4.8 mm)	25 ³ / ₄ " (65.4 cm) ± 3/16" (4.8 mm)	Min. 25 ³ / ₄ " (65.4 cm) Max. 28 ³ / ₄ " (73.0 cm)
Height	17 ⁵ / ₈ " (44.8 cm) for all installations		
Depth	21 ³ / ₄ " (55.2 cm) with flush receptacle, or with non-flush receptacle located in far corner; 26 ¹ / ₄ " (66.7 cm) with non-flush receptacle		