





Item: 6133-75510 Uph Side Chair -2 per carton/price each




Thank you for purchasing this quality product. Be sure to unpack carefully looking for small parts which may have come loose during shipment.

Read all instruction and study the drawing carefully before starting the assembly process.

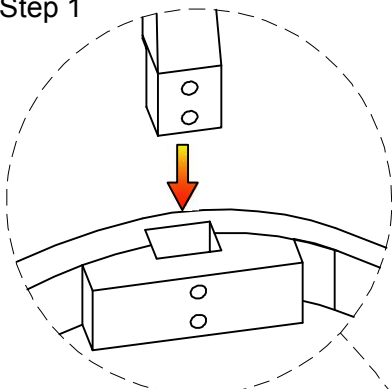
HARDWARE PACK

NO.	DRAWING	DESCRIPTION	SIZE	QTY
A		Hex Wrench	12mm	1pc
B		Bolt	$\frac{5}{16}$ " \times 2"	8pcs
C		Lock washer	$\frac{5}{16}$ " \times 12 \times 3	8pcs
D		Flat washer	$\frac{5}{16}$ " \times 19 \times 2	8pcs

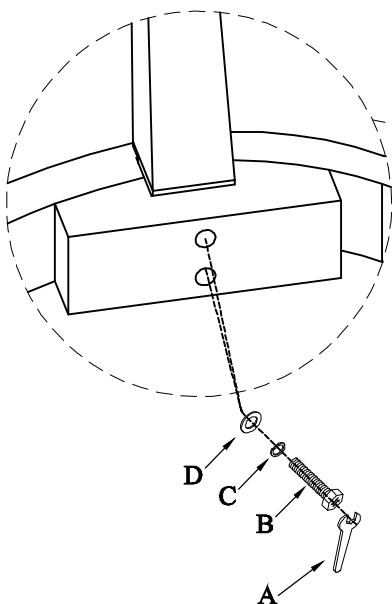
PART LIST

NO.	DRAWING	DESCRIPTION	QTY
①		Chair	1pc
②		Back leg	2pcs
③		Front leg	2pcs

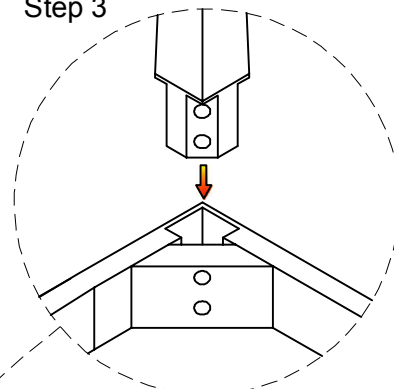
Step 1



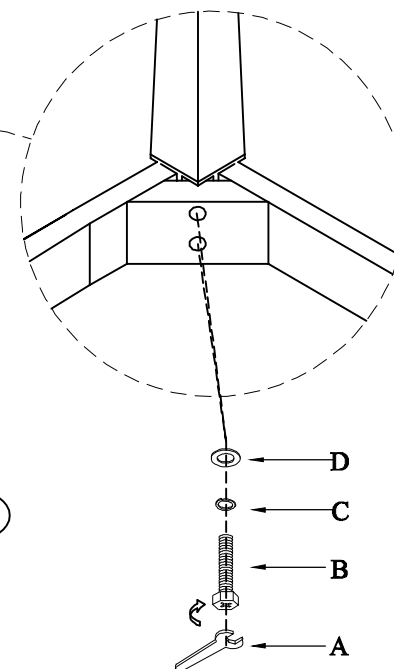
Step 2



Step 3



Step 4



Note: "Before fully tightening the legs, ensure the chair is level"