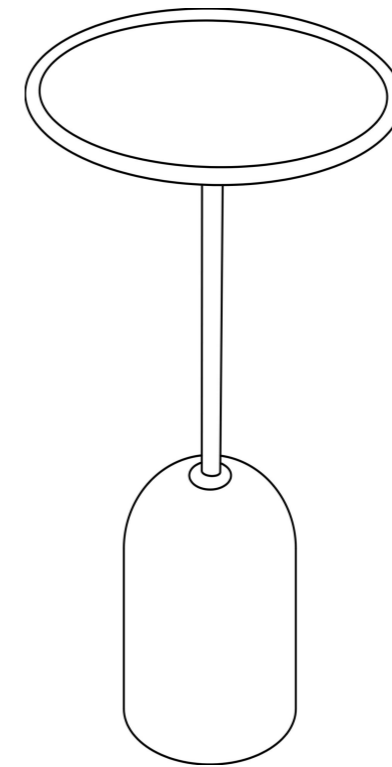


# TANYAROSE METAL AND MARBLE DRINK TABLE

DESIGN # SFV9545

Assembly Instructions



**SAFAVIEH**  
C O U T U R E

**Need help?**

Feel free to contact us via email or call  
if you have any specific questions!

**contact us:**

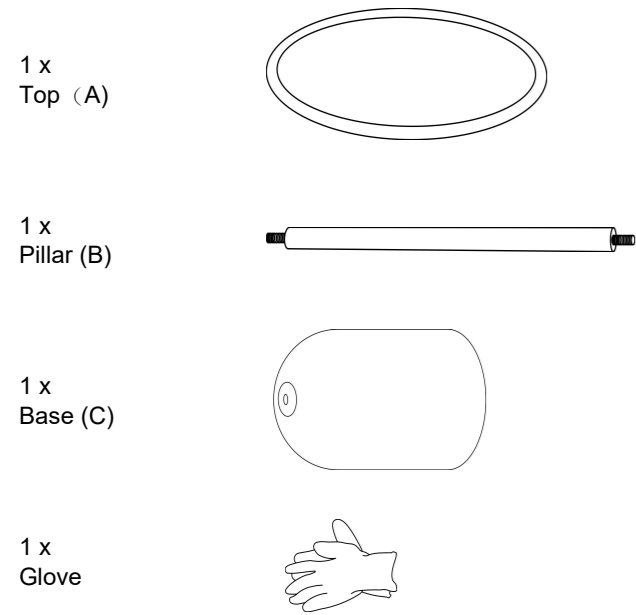
[cs@safavieh.com](mailto:cs@safavieh.com)

866-422-9070

**Thanks for bringing  
Safavieh Couture into  
your home**

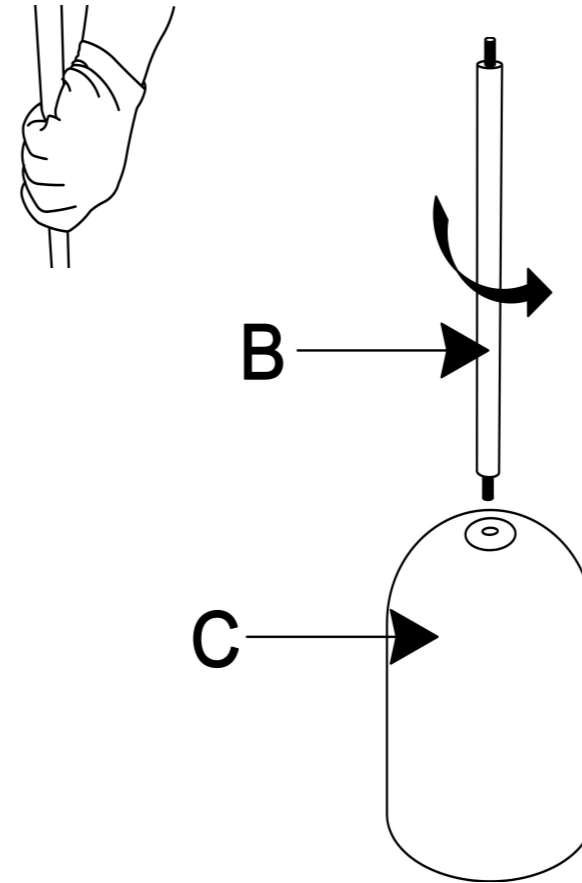
Everything we make is incredibly simple to set up, including your new bar cart. You won't need any additional tools

**Parts & hardware**



1

It's recommended to wear gloves (include) before assembly.  
Put the Base (C),Screw the Pillar (B) .



2

Screw the Top (A) .  
Pillar and Top may loose, This item require periodic tightening.  
Whether you use it to store bottles and glasses, magazines,records, plants, or anything else,we'd love to see it — just tag us (we're @safavieh) and use the hashtag #safavieh on Instagram!

