

ASSEMBLY INSTRUCTION

MADE IN VIETNAM

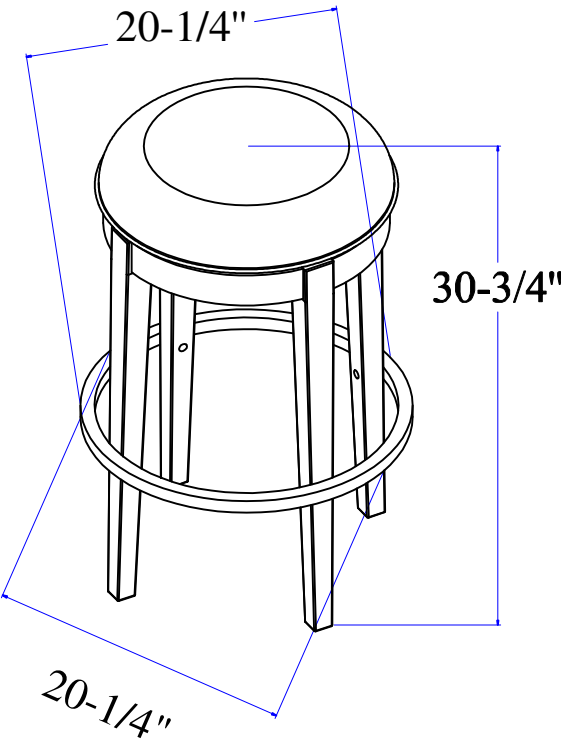
D360-31 ROUND BACKLESS BAR STOOL

Thank you for purchasing this quality product. Be sure to check all packing materials carefully for small parts that may have come loose inside the carton during shipment.


Before you start assembly: Please read all instructions carefully before beginning the assembly process. It is recommended that 2 people work together during assembly to prevent personal injury and to ensure that heavy or cumbersome parts are not damaged during the process.

CAUTION: For your safety, this product requires two people to lift.

Assembled Dimensions




20 MINUTES

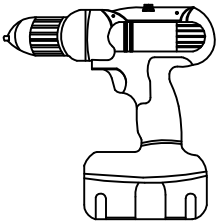


APPROXIMATE ASSEMBLE TIME

2 PERSON



REQUIRED ASSEMBLY SPACE

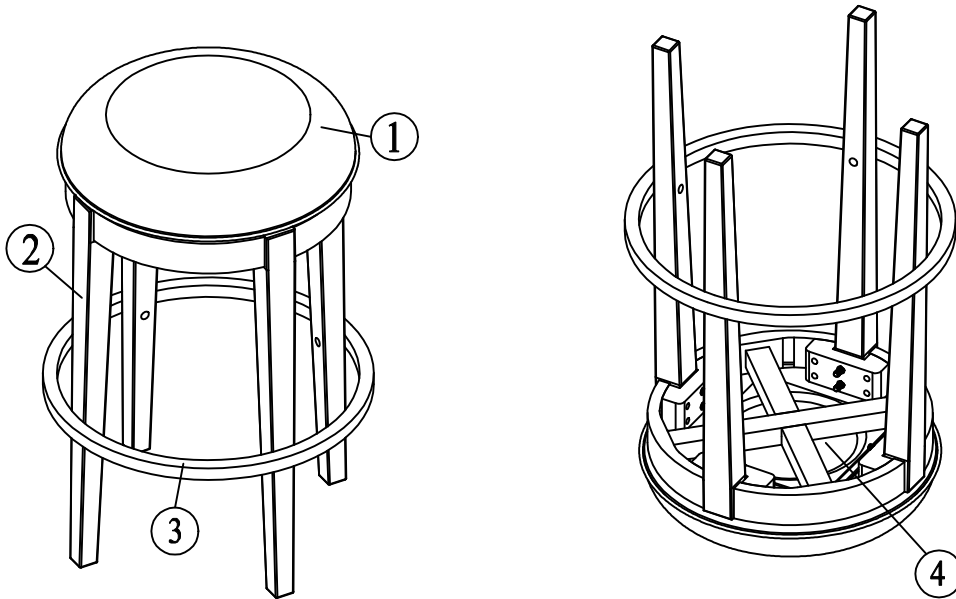


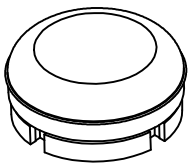
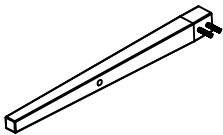
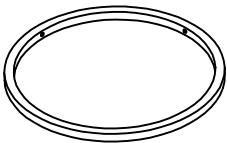
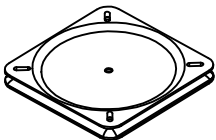
RECOMMENDED ASSEMBLY TOOLS

NOT PROVIDED

ITEM NO. : D360-31 ROUND BACKLESS BAR STOOL

PART LIST



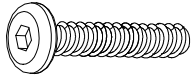
NO.		PART LIST	QTY
(1)		Seat Frame with Cushion EHF # PD360-31SEAT	1
(2)		Leg EHF # PD360-31LG	4
(3)		Round Metal Footrest EHF # PD360-31/32RNDFTRST	1
(4)		Swivel Mechanism EHF # PD360-SWVL	1

ITEM NO. : D360-31 ROUND BACKLESS BAR STOOL

HARWARE LIST

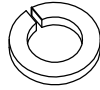
EHF # PD360-31HDWR

A



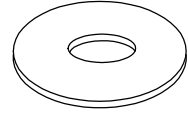
4X
Ø 1/4"*38mm
LONG BOLT

B



4X
Ø 1/4"*10*2mm
SPRING WASHER

C



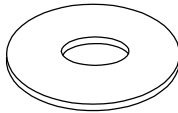
4X
Ø 1/4"*12*2mm
FLAT WASHER

D



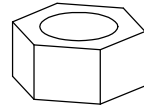
8X
Ø 5/16"*12*2mm
SPRING WASHER

E



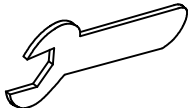
8X
Ø 5/16"*19*2mm
FLAT WASHER

F



8X
Ø 5/16"*12mm
HEX NUT

G



1X
Ø 5/16"
OPEN WRENCH

H



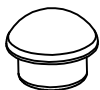
1X
M4*59mm
"L" ALLEN KEY

I



1X
M4*100mm
"STRAIGHT" ALLEN KEY

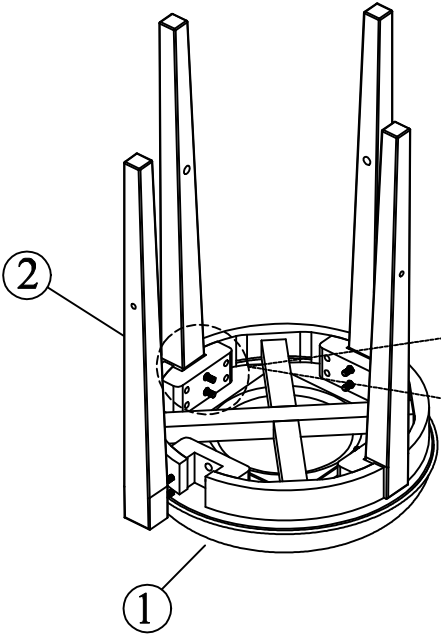
J



4X
Ø15*10mm
WOOD BUTTON

ITEM NO. : D360-31 ROUND BACKLESS BAR STOOL

STEP 1



8X

D



8X

E



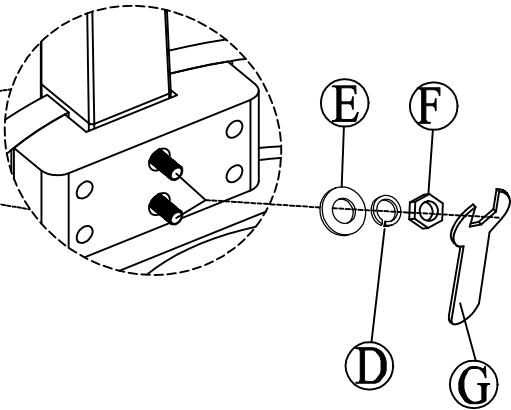
8X

F

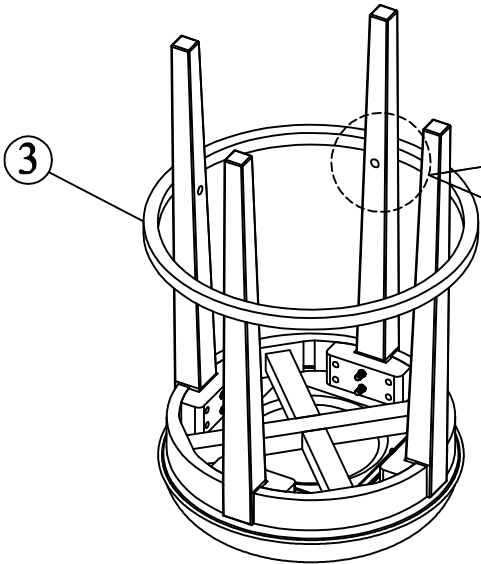


1X

G



STEP 2



4X

A



4X

B



4X

C



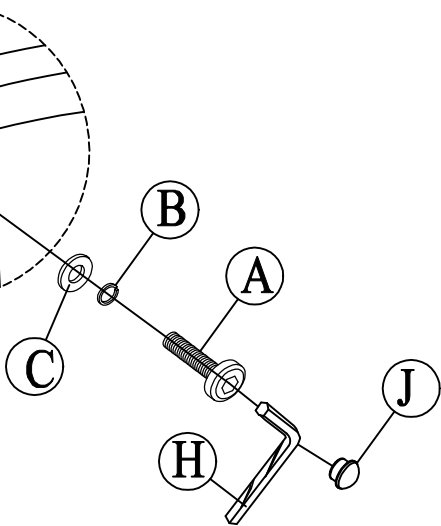
1X

H



4X

J



ITEM NO. : D360-31 ROUND BACKLESS BAR STOOL

STEP 3

