




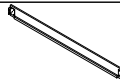
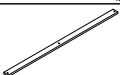

ASSEMBLY INSTRUCTION

Description : QUEEN BED-HEADBOARD WITH LED
-FOOTBOARD WITH LED & SLATS
-SIDERAILS






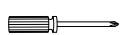
Model : ALINA/LOLA-WHITE-QB-HB W/LED-FB-W/LED-QB/KB-SR

Thank you for purchasing this quality product. Be sure to check all packing material carefully for small parts that may have come loose inside the carton during shipment.

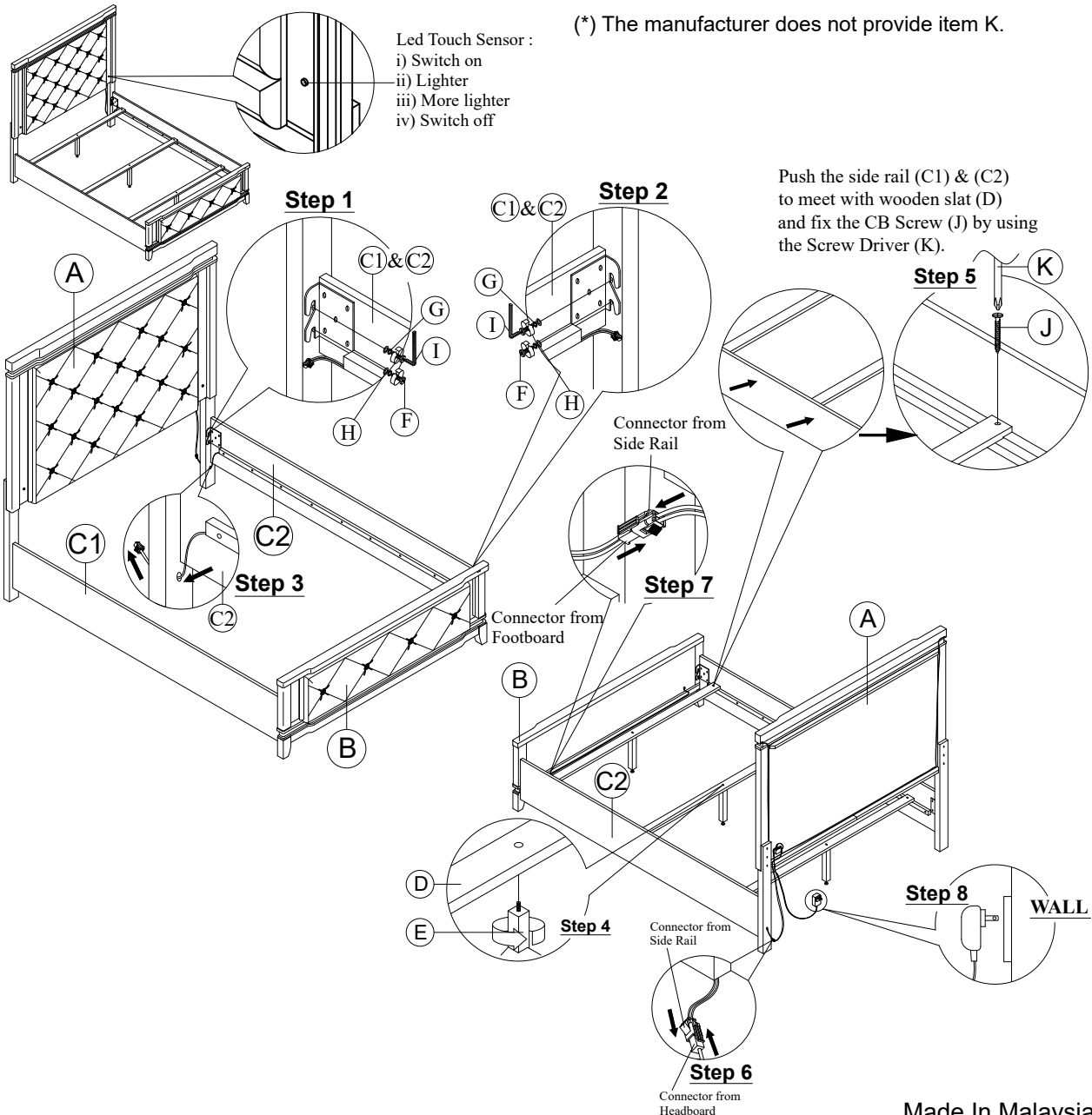
PART LIST :

No.	Description	Diagram	Quantity
A	HEADBOARD LED WITH CONNECTOR		1
B	FOOTBOARD LED WITH CONNECTOR		1
C1	SIDE RAIL (LEFT)		1
C2	SIDE RAIL WITH CONNECTOR (RIGHT)		1
D	WOODEN SLAT		3
E	WOODEN SUPPORT		3

HARDWARE LIST :

No.	Description	Diagram	Size	Quantity
F	JCBB SCREW		M8 x 25mm	8
G	SPRING WASHER		M8 x 15mm	8
H	FLAT WASHER		M8 x 22mm	8
I	ALLEN KEY		M5	1
J	CB SCREW		M4 x 32mm	6
K	SCREW DRIVER (*)			1

(*) The manufacturer does not provide item K.



Made In Malaysia

2340W GLO QUEEN BED



ASSEMBLY INSTRUCTION

Model : ALINA-WHITE-CH W/LED






Description : CHEST WITH LED

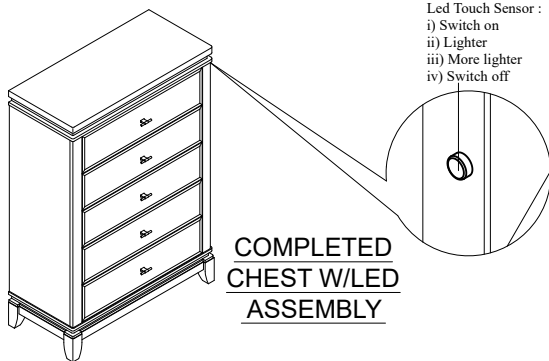
Thank you for purchasing this quality product. Be sure to check all packing material carefully for small parts that may have come loose inside the carton during shipment.

PART LIST :

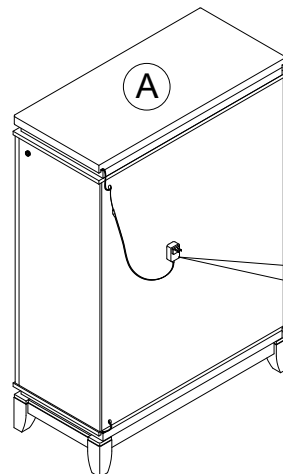
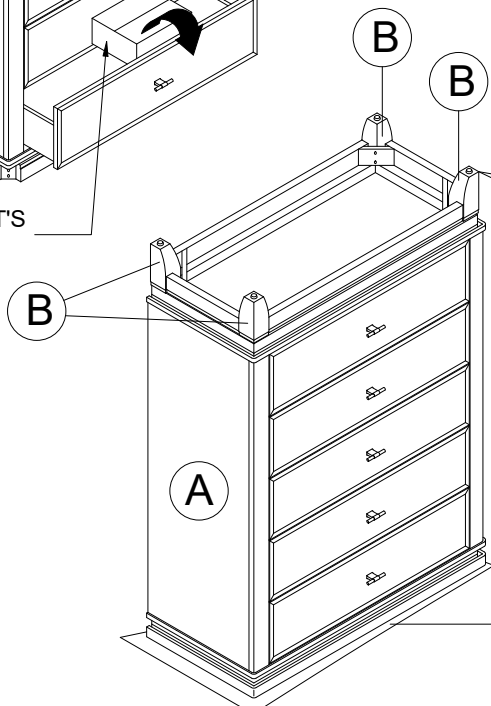
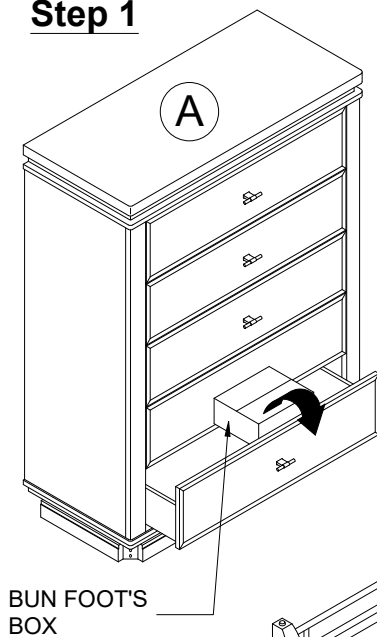
No.	Description	Diagram	Quantity
A	CHEST WITH LED		1
B	BUN FOOT		4

HARDWARE LIST :

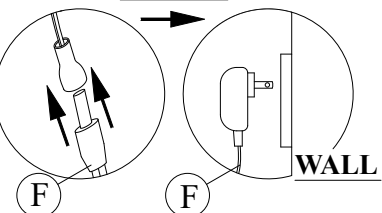
No.	Description	Diagram	Size	Quantity
C	FLAT WASHER		M8 x 22mm	8
D	SPRING WASHER		M8 x 15mm	8
E	HEX NUT		M8	8
F	WRENCH			1
G	ADAPTOR			1



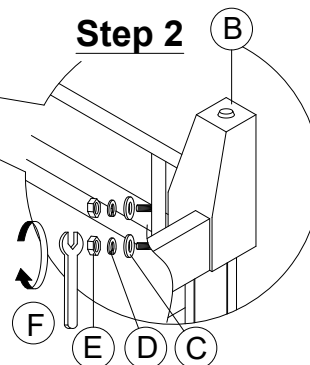
Step 1



Step 3



Step 2



COVER WITH FLAT & SOFT SURFACE

Made In Malaysia

2340W GLO CHEST W/LED




ASSEMBLY INSTRUCTION

Model : ALINA-WHITE-DR W/LED










Description : DRESSER WITH LED

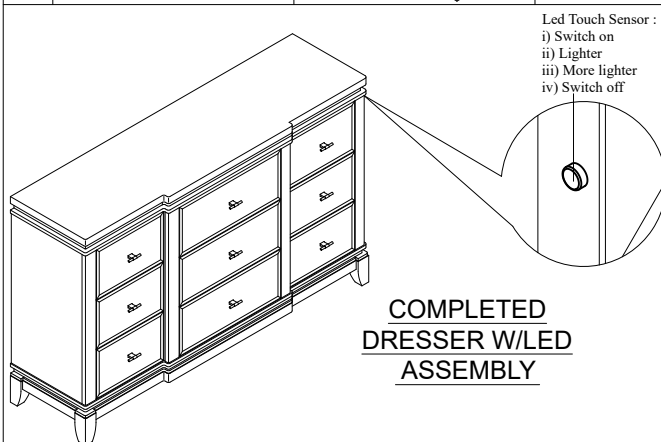
Thank you for purchasing this quality product. Be sure to check all packing material carefully for small parts that may have come loose inside the carton during shipment.

PART LIST :

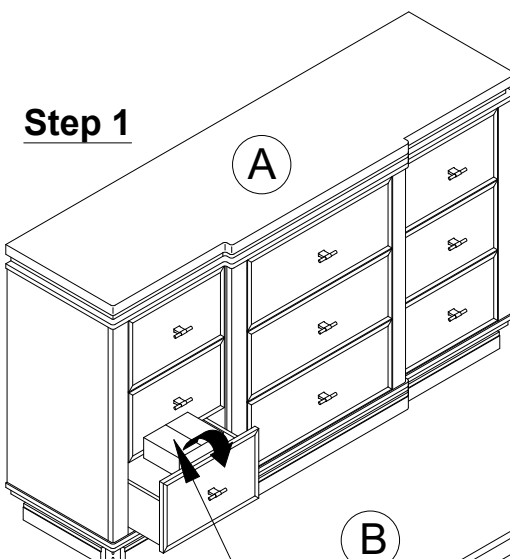
No.	Description	Diagram	Quantity
A	DRESSER		1
B	BUN FOOT		4
C	CENTER SUPPORT		1

HARDWARE LIST :

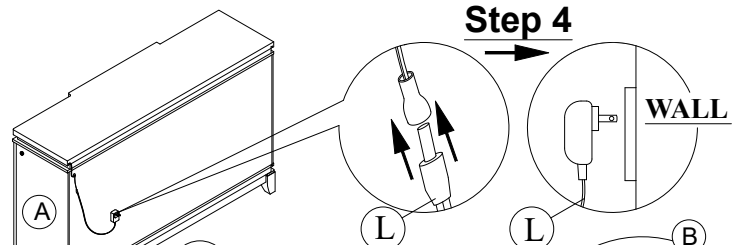
No.	Description	Diagram	Size	Quantity
D	FLAT WASHER		M8 x 22mm	8
E	SPRING WASHER		M8 x 15mm	8
F	HEX NUT		M8	8
G	JCBC SCREW		(M6 x 35mm)	4
H	SPRING WASHER		(M6 x 13mm)	4
I	FLAT WASHER		(M6 x 19mm)	4
J	WRENCH			1
K	ALLEN KEY (M4)		(M4)	1
L	ADAPTOR			1



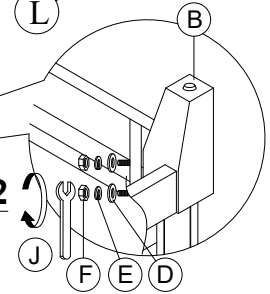
Step 1



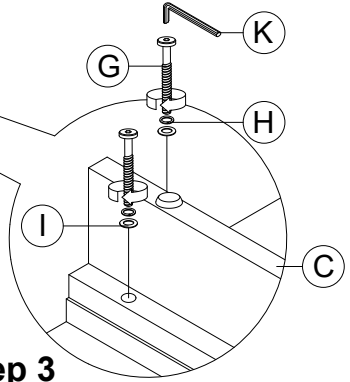
Step 4



Step 2



Step 3



Made In Malaysia

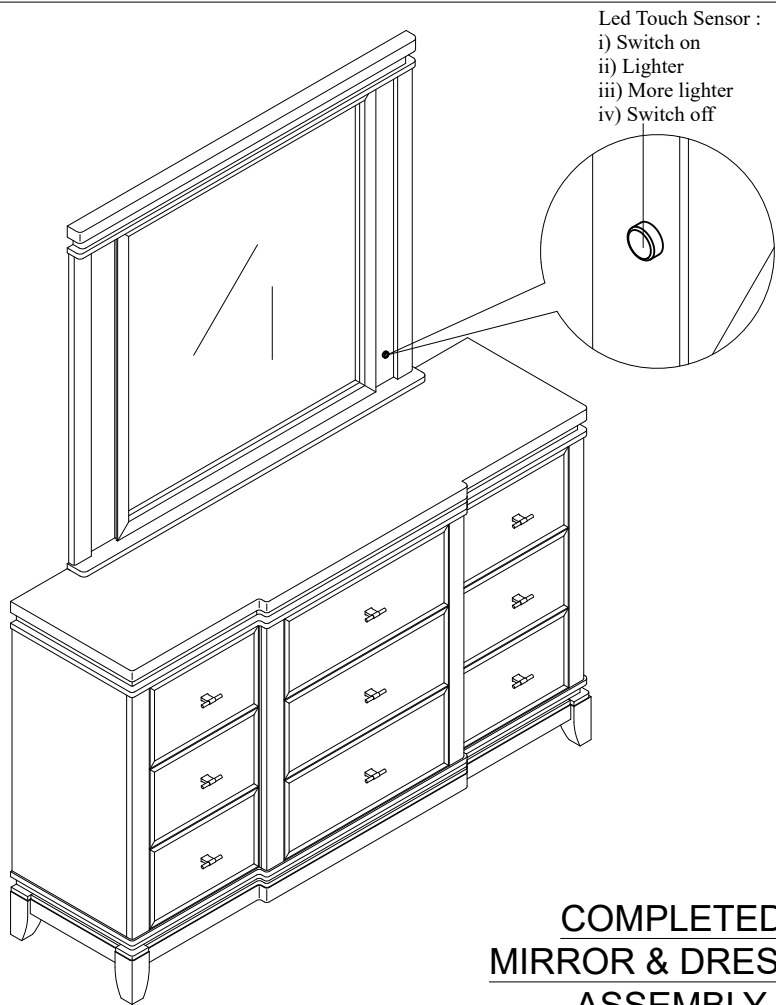
2340W GLO DRESSER W/LED

ASSEMBLY INSTRUCTION

Model : ALINA-WHITE-MR W/LED & DR W/LED

Description : MIRROR W/LED &
DRESSER W/LED

Thank you for purchasing this quality product. Be sure to check all packing material carefully for small parts that may have come loose inside the carton during shipment.



COMPLETED
MIRROR & DRESSER
ASSEMBLY

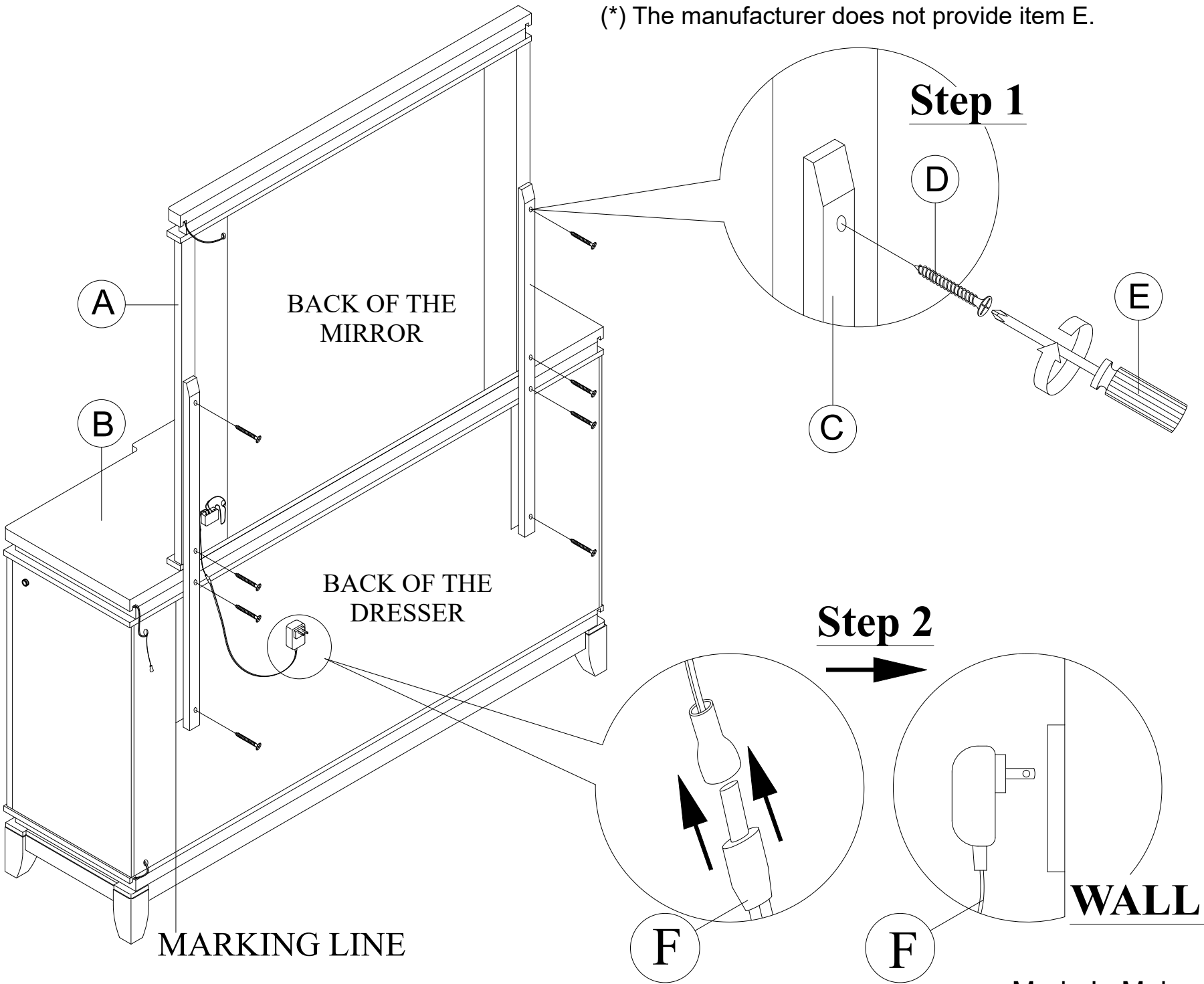
PART LIST :

No.	Description	Diagram	Quantity
A	MIRROR		1
B	DRESSER		1
C	MIRROR SUPPORT		2

HARDWARE LIST :

No.	Description	Diagram	Size	Quantity
D	CB SCREW		M4 x 32mm	8
E	SCREW DRIVER (*)			1
F	ADAPTOR			1

(*) The manufacturer does not provide item E.



Made In Malaysia

2340W GLO MIRROR & DRESSER




ASSEMBLY INSTRUCTION

Model : ALINA-WHITE-NS W/COOLER LED SPKR USB








Description : NIGHT STAND WITH COOLER, LED, SPEAKER AND USB

Thank you for purchasing this quality product. Be sure to check all packing material carefully for small parts that may have come loose inside the carton during shipment.

PART LIST :

No.	Description	Diagram	Quantity
A	NIGHTSTAND WITH FRIDGE LED + USB		1
B1	BUN FOOT FRONT WITH LEVELER		2
B2	BUN FOOT BACK		2

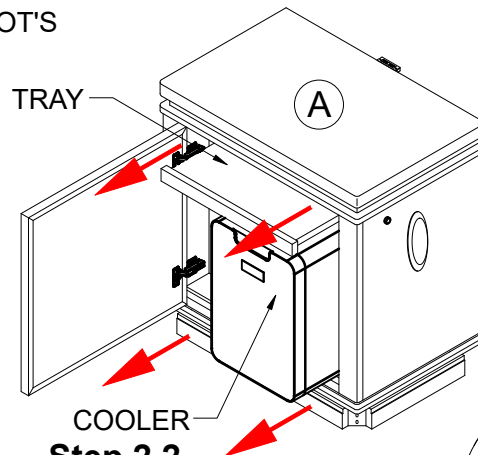
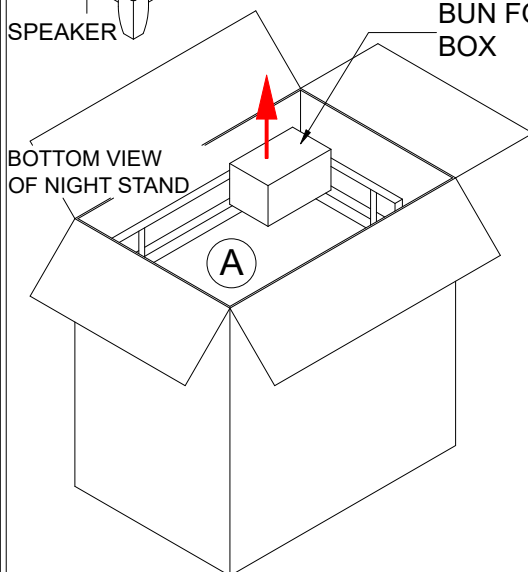
HARDWARE LIST :

No.	Description	Diagram	Size	Quantity
C	FLAT WASHER		M8 x 22mm	8
D	SPRING WASHER		M8 x 15mm	8
E	HEX NUT		M8	8
F	WRENCH			1
G	ADAPTOR			2
H	FRIDGE CABLE (OPT: 1)			1
I	FRIDGE CABLE (OPT: 2)			1



Step 1

BUN FOOT'S BOX

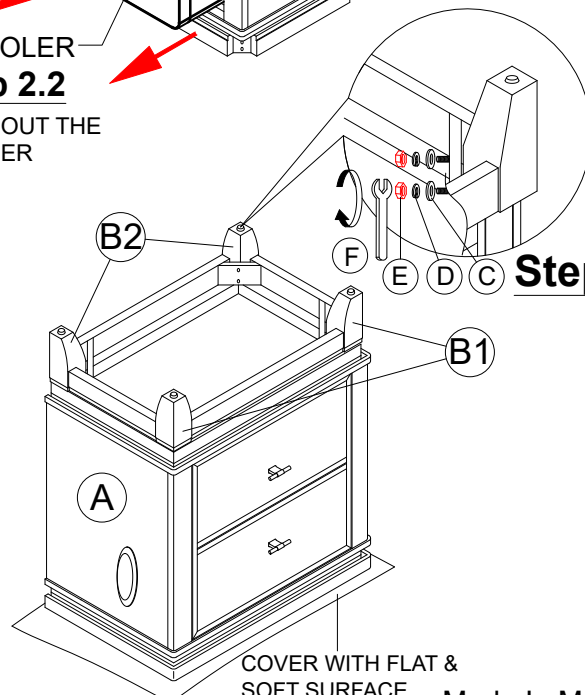
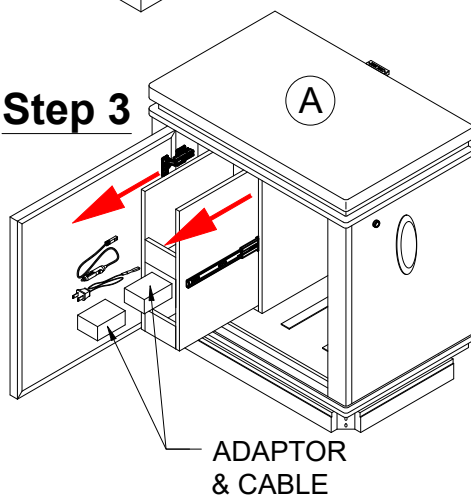


Step 2.1

PULL OUT THE TRAY

Step 2.2
TAKE OUT THE COOLER

Step 3



Step 4

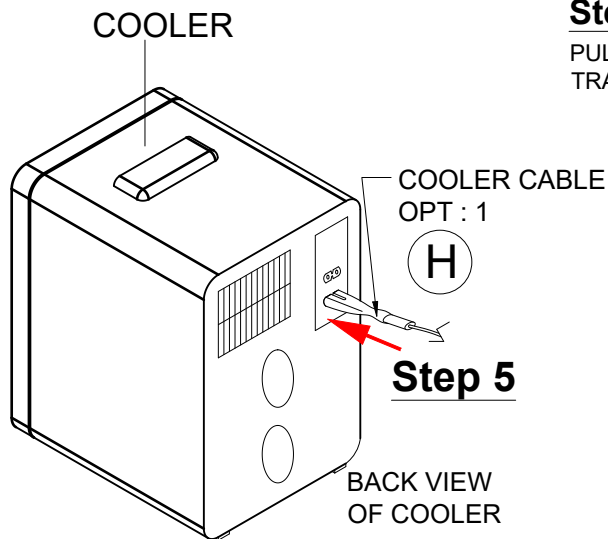
Made In Malaysia

ASSEMBLY INSTRUCTION

Model : ALINA-WHITE-NS W/COOLER LED SPKR USB

Description : NIGHT STAND WITH COOLER, LED, SPEAKER AND USB

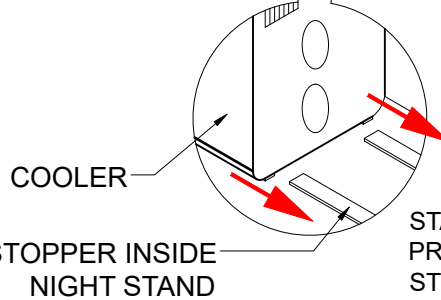
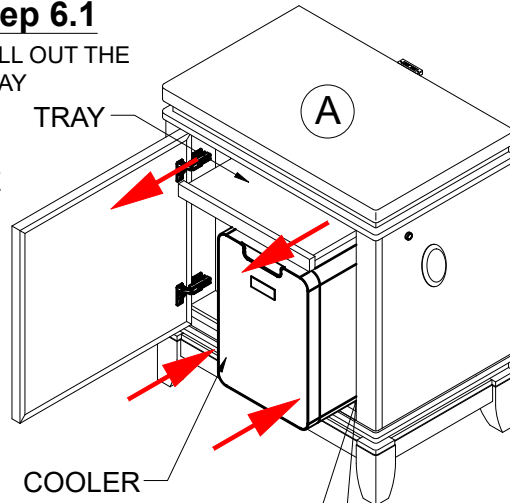
Thank you for purchasing this quality product. Be sure to check all packing material carefully for small parts that may have come loose inside the carton during shipment.



Step 5

Step 6.1

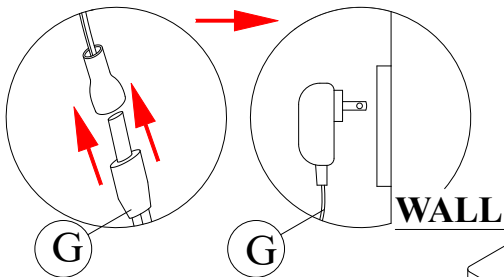
PULL OUT THE TRAY



Step 6.2

STACKING COOLER PROPERLY, FOLLOW STOPPER INSIDE NIGHT STAND

Step 7



Step 8

