

## LG REFRIGERATION

# LFXS26973\_

## 3-Door French Door Refrigerator

- Slim SpacePlus® Ice System
- Dual Ice Maker
- Fingerprint Resistant
- Smart Cooling® System
- LG SmartThinQ™ App Compatible
- SmartDiagnosis™
- LoDecibel™ Quiet Operation
- ENERGY STAR® Qualified



### Enjoy new ways to control your home with LG smart appliances

- Get an alert when kids forget to close the door
- Make more ice while you're at work
- Works with the LG SmartThinQ® app

SmartThinQ®



| CAPACITY                      |                                       |
|-------------------------------|---------------------------------------|
| Refrigerator (cu.ft.)         | 17.40                                 |
| Freezer (cu.ft.)              | 8.80                                  |
| Total Capacity (cu.ft.)       | 26.20                                 |
| ENERGY                        |                                       |
| Energy Consumption (kWh/Year) | 686                                   |
| ENERGY STAR® Qualified        | Yes                                   |
| WATER & ICE SYSTEM            |                                       |
| Ice & Water Dispenser         | Yes                                   |
| Dispenser Type                | Integrated Tall Ice & Water Dispenser |
| Daily Ice Production (lbs)    | 6.0 lbs.                              |
| IcePlus™ Production (lbs)     | 6.5 lbs.                              |
| Ice Storage Capacity (lbs)    | 2.5 + 4.0 lbs                         |
| Ice System                    | Slim SpacePlus®                       |
| Dual Ice                      | Yes                                   |
| Dispenser Light               | Yes                                   |
| Water Filter                  | LT1000P                               |
| COOLING                       |                                       |
| Linear Compressor             | Yes                                   |
| Smart Cooling® System         | Yes                                   |
| Multi-Air Flow Cooling        | Yes                                   |
| Temperature Sensors           | 6                                     |
| Fresh Air Filter              | Yes                                   |
| CONVENIENCE                   |                                       |
| Display Type                  | Membrane / White LED                  |
| Temperature Controls          | Electronic/Digital                    |
| Door Alarm                    | Yes                                   |
| Child Lock                    | Yes                                   |
| Auto Closing Door Hinge       | Yes                                   |
| Sabbath Mode                  | Yes                                   |
| LoDecibel™ Quiet Operation    | Yes                                   |
| REFRIGERATOR                  |                                       |
| No. of Shelves                | 4 split                               |
| Cantilevered Shelves          | Hybrid Cantilevered                   |
| Shelf Construction            | Spill Protector™ Tempered Glass       |
| Crisper Bins                  | 2 Humidity Crispers                   |
| Glide N' Serve® Drawer        | Yes                                   |
| Refrigerator Light            | Ceiling LED                           |
| REFRIGERATOR DOOR             |                                       |
| No. of Bins                   | 6 Total (2 Adjustable Gallon Sized)   |
| Door Bin Construction         | 1 Piece (Clear)                       |

| FREEZER  |  |
|--|--|
| Door Type                                      | Pull Drawer  |
| Drawers  | 2-Tier Organization  |
| DuraBase™ Solid Drawer Base                    | Yes  |
| Drawer Divider                                 | Yes  |
| SmartThinQ® SMART FEATURES                     |  |
| wi-fi Enabled                                  | Yes  |
| Voice Activation                               | Yes  |
| Works with                                     | Google Assistant and Amazon Alexa                                |
| Smart Grid Ready                               | Yes  |
| SmartDiagnosis™                                | Yes  |
| MATERIALS AND FINISHES                         |  |
| Contour Door                                   | Yes  |
| Hidden Hinges                                  | Yes  |
| Surface  | Smooth   |
| All Available Colors                           | PrintProof™ Stainless Steel<br>PrintProof™ Black Stainless Steel |
| DIMENSIONS/CLEARANCES/WEIGHTS                  |  |
| Depth with Handles                             | 34 7/8"  |
| Depth without Handles                          | 32 3/8"  |
| Depth without Door                             | 27 3/4"  |
| Depth (Total with Door Open)                   | 36 7/8"  |
| Height to Top of Case                          | 68 3/8"  |
| Height to Top of Door Hinge                    | 69 3/4"  |
| Width  | 35 3/4"  |
| Width (Door Open 90° with Handle)              | 44 1/4"  |
| Width (Door Open 90° without Handle)           | 39 1/4"  |
| Door Edge Clearance with Handle                | 4 1/2"   |
| Door Edge Clearance without Handle             | 1 1/3"   |
| Installation Clearance                         | Sides 1/8", Top 1", Back 2"                                      |
| Weight (Unit/Carton)                           | 284 lbs. / 316lbs.   |
| Carton Dimensions (WxHxD)                      | 38" x 73" x 36"  |
| LIMITED WARRANTY                               |  |
| Parts & Labor                                  | 1 Year   |
| Sealed System (Parts & Labor)                  | 5 Years  |
| Compressor (Parts & Labor)                     | 5 Years  |
| Linear Compressor (Parts Only)                 | 6-10 Years   |
| UPC CODES                                      |  |
| LFXS26973S (PrintProof™ Stainless Steel)       | 048231797122   |
| LFXS26973D (PrintProof™ Black Stainless Steel) | 048231797115   |

## LG REFRIGERATION

## LFXS26973\_

22 cu.ft. Counter Depth 3-Door French Door Refrigerator

## QUICK INSTALL &amp; CLEARANCES

For full installation directions/clearances please refer to the corresponding User Manual and Installation Guide.

## DIMENSIONS/CLEARANCES/WEIGHTS

|               |                                      |                             |
|---------------|--------------------------------------|-----------------------------|
| A             | Depth without Handles                | 32 3/8"                     |
| B             | Width                                | 35 3/4"                     |
| C             | Height to Top of Case                | 68 3/8"                     |
| D             | Height to Top of Door Hinge          | 69 3/4"                     |
| E             | Back Clearance                       | 2"                          |
| F             | Depth without Door                   | 27 3/4"                     |
| G             | Depth (Total with Door Open)         | 36 7/8"                     |
| M             | Depth with Handles                   | 34 7/8"                     |
|               | Width (Door Open 90° with Handle)    | 44 1/4"                     |
|               | Width (Door Open 90° without Handle) | 39 1/4"                     |
|               | Door Edge Clearance with Handle      | 4 1/2"                      |
|               | Door Edge Clearance without Handle   | 1 1/3"                      |
|               | Installation Clearance               | Sides 1/8", Top 1", Back 2" |
|               | Carton Dimensions (WxHxD)            | 38" x 73" x 36"             |
| <b>ENERGY</b> |                                      |                             |
|               | Energy Consumption (kWh/Year)        | 685                         |
|               | ENERGY STAR® Qualified               | Yes                         |

## CHOOSING THE PROPER LOCATION

## WATER

Select a place where a water supply can be easily connected for the automatic

## NOTE

- The water pressure must be 20 – 120 psi or 138 – 827 kPa or 1.4 – 8.4 kgf/cm<sup>2</sup>. If the refrigerator is installed in an area with low water pressure (below 20 psi), you can install a booster pump to compensate for the low pressure.

## ELECTRICITY

The refrigerator should always be plugged into its own individual properly grounded electrical outlet rated for 115 Volts, 60 Hz, AC only, and fused at 15 or 20 amperes. This provides the best performance and also prevents overloading house wiring circuits which could cause a fire hazard from overheated wires. It is recommended that a separate circuit serving only this appliance be provided.

## WARNING

- To reduce the risk of electric shock, do not install the refrigerator in a wet or damp area.

## FLOORING

To avoid noise and vibration, the unit must be leveled and installed on a solidly constructed floor. If required, adjust the leveling legs to compensate for the unevenness of the floor. The front should be slightly higher than the rear to aid in door closing. Leveling legs can be turned easily by tipping the cabinet slightly. Turn the leveling legs to the left to raise the unit or to the right to lower it.

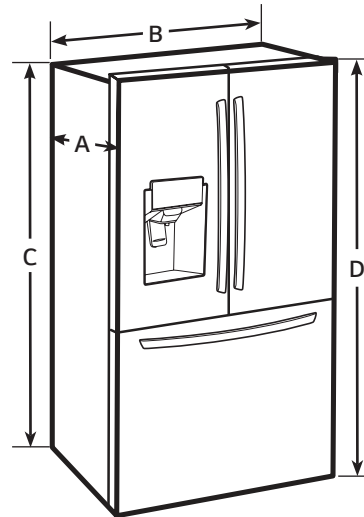
## NOTE

- Installing on carpeting, soft tile surfaces, a platform or weakly supported structure is not recommended.

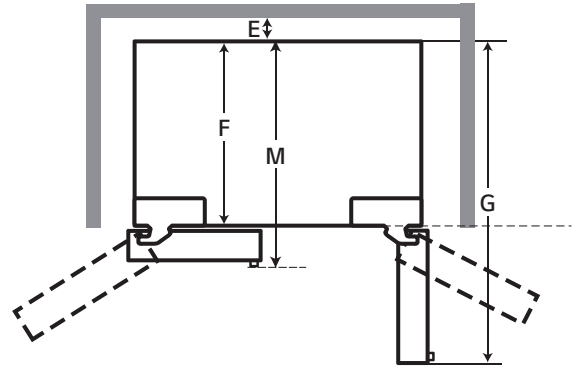
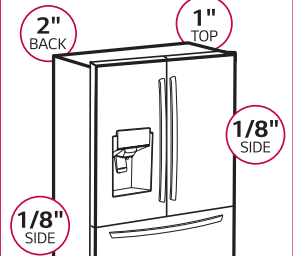
## AMBIENT TEMPERATURE

Install this appliance in an area where the temperature is between 55°F (13°C) and 110°F (43°C). If the temperature around the appliance is too low or high, cooling ability may be adversely affected.

## PRODUCT DIMENSIONS

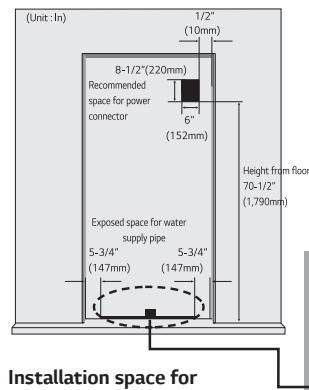


## CLEARANCES



## CONNECTING POWER AND SECURING SPACE FOR WATER SUPPLY PIPE

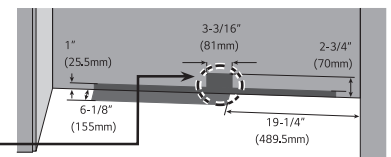
- Make sure the location of the water supply pipe is within the marked range.
- Before connecting the power, always make sure to ground the product. (If the product is not grounded, the user may be able to feel the electricity due to the minute leakage current when touching the refrigerator door handle or side corner even when there is no issue with the product.)
- Do not ground the product to gas pipe, plastic water pipe or telephone wire etc. It can cause electric shock and explosion.



## Power connection

The location of the 115V 60Hz power connector must be located on the rear side of the product as shown in the picture.

When installing the product, make sure to check whether the cord is hung on the hook on the rear side so that it is not pressed on the refrigerator. Damaged power cord can cause a fire.



## Installation space for water supply pipe

Place the water hose for ice maker and water dispenser as shown in the picture, and prepare hose to come up from the floor. (Copper pipe with diameter of 5/16" (8mm) is recommended for the water hose.) If the water pipe and water hose is located far from the product, bury the water hose on the floor and provide appropriate treatment.

