



At LeapFrog, we strive to turn playtime into quality time to help children explore new topics and learn new skills. Every adventure and every curious, playful moment expands a child's knowledge and imagination, building to a greater confidence and passion for what comes next. Explore LeapFrog's collection of learning toys and educational products at LeapFrog.com.



91-004664-011 (UK) (AU)



LeapMOVE[®]
LEARNING WITH **MOTION**

READY?



Hello Grown-Ups!




Follow me through this guide to help you set up and get ready to play LeapMove®.



CONNECT



Plug one end of the **HDMI® cable** into an available HDMI® port on your TV.



Plug the large end of the **USB Cable**
into a USB port on your TV...



...or into a **USB Power Adaptor**.
(Adaptor output 5V===0.5A to 5V===1.5A,
2.5~7.5 Watts. Adaptor not included.)



Plug the **HDMI®** Cable into
the back of **LeapMove®**.



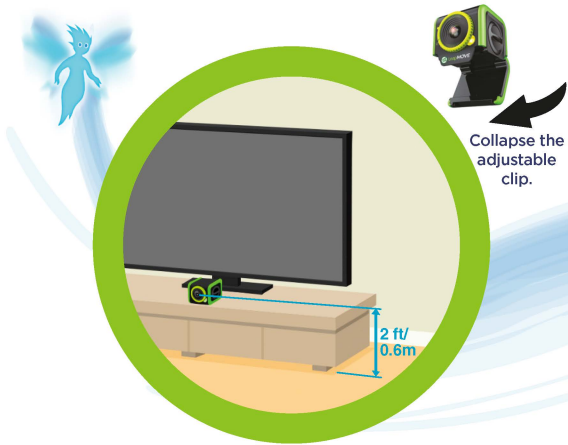
Plug the small end of the **USB** cable
into the back of **LeapMove®**.



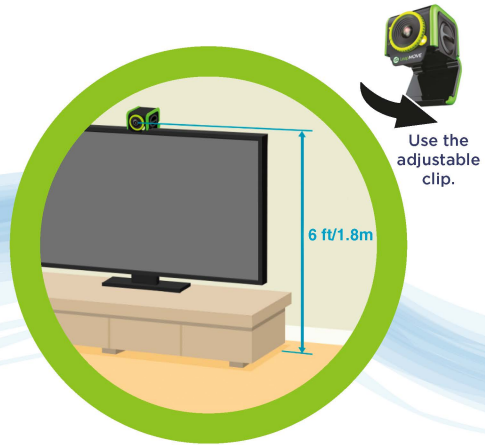
Select the correct input on your TV menu.
Press the **power button** on LeapMove®.

PLACEMENT





Place LeapMove® under or on top of the TV, centered on the play area.

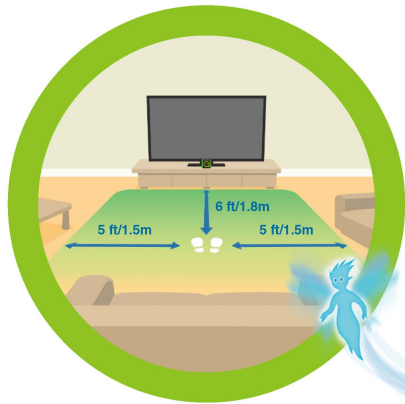


Up to 6 feet/1.8m from the floor is optimal, depending on the height of the player.

Suggested space from TV to wall, no less than 6 inches.

TIPS

Tip #1



Make sure there is enough room to play.
The player should stay 6 feet/1.8m from the TV.

Tip #2



Make sure the room is well-lit.
Avoid backlighting.

Tip #3



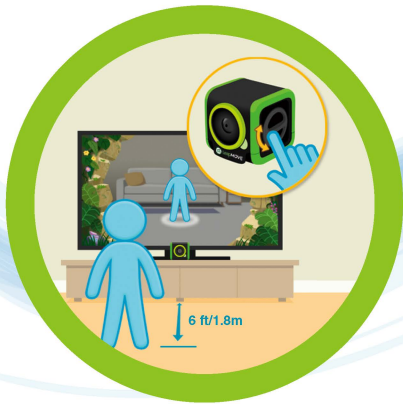
Avoid clothes with patterns, dark colours,
and colours that match the room.




PLAY



Make sure the lens cover is open so
the camera can see the player.



The camera angle should be adjusted so the circle appears 6 feet/1.8m from the TV and the player's full body appears on-screen.



Make sure the player is the only person visible on-screen.

Select Your Play Mode



Adventure

Choose an adventure to get started on your journey to become a Guardian of the Enchanted Forest. Complete an Adventure to unlock the next one.



Free Play

Choose from 10 preloaded games to play.



Trophies

Complete 15 adventures to earn 15 trophies. See them come to life in the Trophy Room.

Preloaded Games & Adventures



3 Learning Levels!

- Preschool Level 1
- Preschool Level 2
- Primary School





After set up is complete,
the player can move around and play!

MORE GAMES AVAILABLE!

Connect to download the
2 Bonus Games and more...

Grown-ups using a Windows®
or Mac® computer - visit:

LeapFrog.com/LeapMove

Follow the instructions to download and
install: **LeapFrog Connect**

Get the latest device updates

Set rest timers to limit screen time

Reset player profiles

System requirements available at:
LeapFrog.com/System-Requirements

TROUBLESHOOTING & FAQs

Please visit:
LeapFrog.com/LeapMove



*Visit our website for more
information about our products,
downloads, resources and more.*



For UK
leapfrog.co.uk/guides



For AUS/NZ
leapfrog.com.au/guides

© 2025 LeapFrog Enterprises, Inc.
All rights reserved.

LeapFrog Enterprises, Inc.
A subsidiary of VTech Holdings Limited.