

ID-36CI



FEATURES

Every Sub-Zero integrated refrigerator or freezer comes ready to be fitted with custom panels and handles for seamless installation with surrounding cabinetry

Smart-touch controls for streamlined access to more settings

Water-filtration system for ice reduces contaminants, chlorine taste and odor

Automatic ice maker with "max ice" feature

Soft-close doors and drawers

Soft-on LED lights for varying degrees of brightness

Rigorously tested in our U.S. manufacturing facilities to ensure at least 20 years of heavy use

Exceptional 24/7 support from our Customer Care team based in Madison, Wisconsin and just footsteps from our factory

ACCESSORIES

Crisper cover

Dual installation kits

Dozen egg container


Stainless steel front panels with tubular or pro handles

Stainless steel kickplate

Stainless steel pro handles

Stainless steel tubular handles

Accessories are available through an authorized Sub-Zero dealer. For local dealer information, visit subzero-wolf.com/locator.



HANDLE ACCESSORIES

PRO



TUBULAR



PRODUCT DETAILS

REFRIGERATOR

- Adjustable drawer dividers

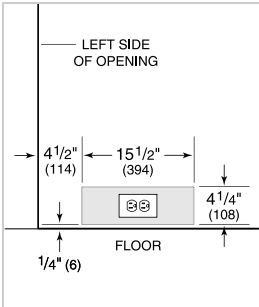
FREEZER

- Adjustable drawer dividers
- Automatic ice maker
- Removable ice container

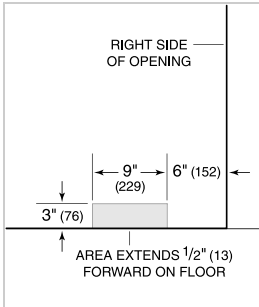
PRODUCT SPECIFICATIONS

Model	ID-36CI
Dimensions	36"W x 34 1/2"H x 24"D
Drawer Clearance	18 3/8"
Weight	250 lb
Refrigerator Capacity	3.4 cu ft
Freezer Capacity	2.5 cu ft
Electrical Supply	115 VAC, 60 Hz
Electrical Service	15 amp circuit
Plumbing Supply	1/4" OD copper, braided stainless steel or PEX tubing
Plumbing Pressure	35–120 psi

ELECTRICAL



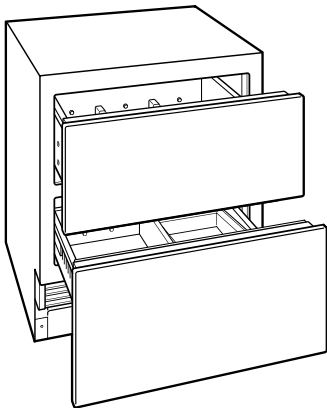
PLUMBING



PANEL SPECIFICATIONS

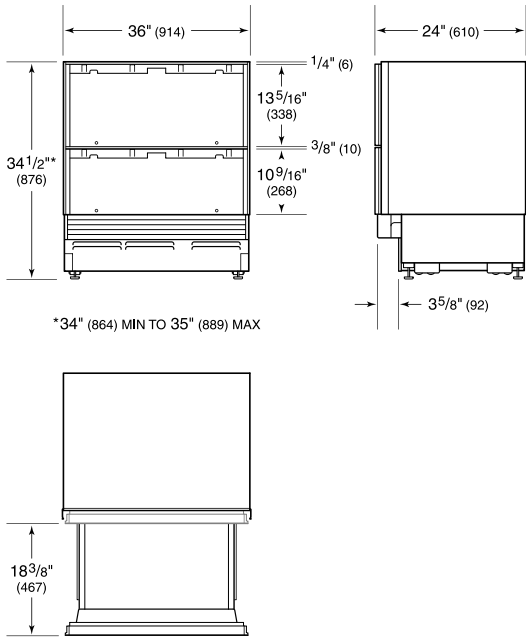
For complete panels specifications including width/height, weight requirements and thickness requirements visit subzero-wolf.com/integratedconfigurator.

INTERIOR VIEW

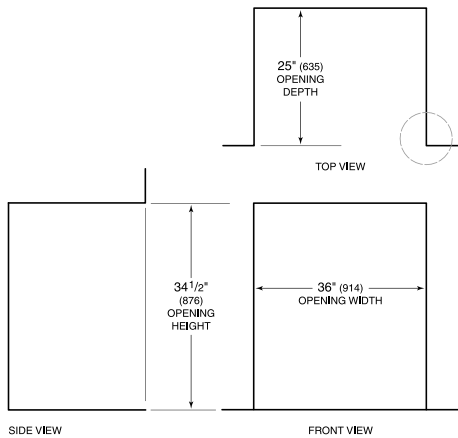


This illustration is intended for interior reference only and may not represent the exterior of the model being specified.

DIMENSIONS



STANDARD INSTALLATION



NOTE: 3 1/2" (89) finished returns will be visible and should be finished to match cabinetry.

