



CRISS-CROSS CHAIR

MODEL RTA-TS46CC

ASSEMBLY INSTRUCTIONS

REV.1-ZK-8397-0924



Thank you for purchasing our product!



Do a quick inventory of all the parts and hardware listed below.



For Support, assembly questions & Replacement Parts within the 48 Contiguous United States:


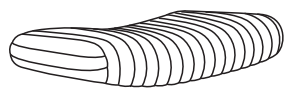
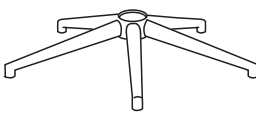
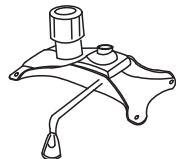

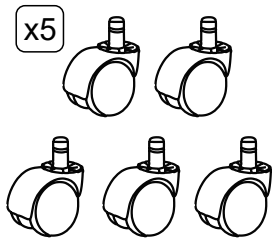

Please email us at:
support@technisportusa.com



Replacement Parts for International Customers & **AK-HI-PR** orders:

RTA Products will replace the part free of charge, while **the customer is responsible for shipping costs plus any International local taxes or duties.**


MAIN PARTS LIST

A Backrest 	B Seat 	C 5-Leg star base 	D Mechanism 
E Lift cylinder 	F Casters <div>x5</div> 	G Covers for gas lift 	

HARDWARE LIST

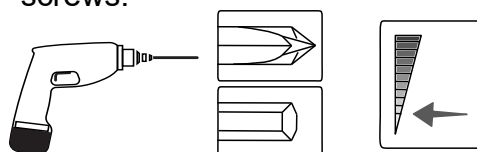
Part #	QTY	SIZE/Description	Item
H	4	M6x20	 mm 10 20 30 40 50 60
I	4	M6x30	 mm 10 20 30 40 50 60
J	8	Ø17mm, Ø6.5mm, 1mm	 mm 10 20 30 40 50 60

INCLUDED TOOLS

1	M4 Allen Wrench	
---	-----------------	---

If you will use your own power driver:

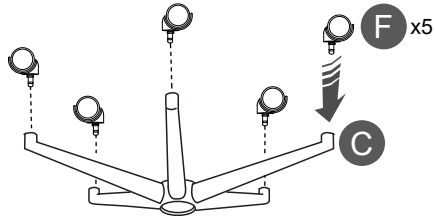
- Make sure to have on hand the appropriate bits and sizes.
- Start using at a low power or speed to avoid stripping the screws.



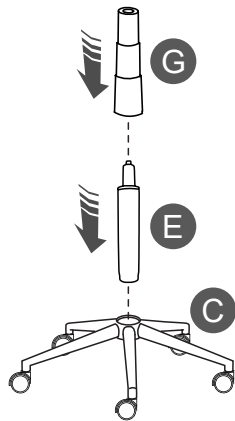
ASSEMBLY STEPS

STEP 1

FIRST: Attach F to C using pressure.

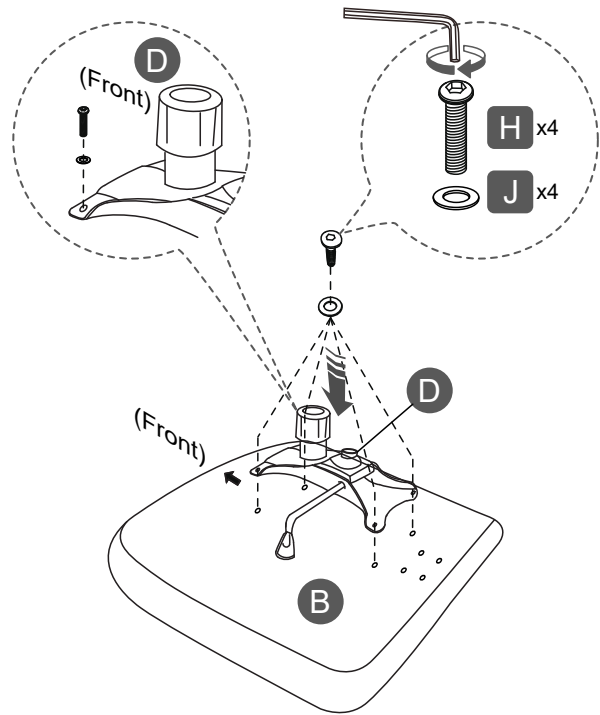


THEN: Place E in the middle of C and cover it with G.



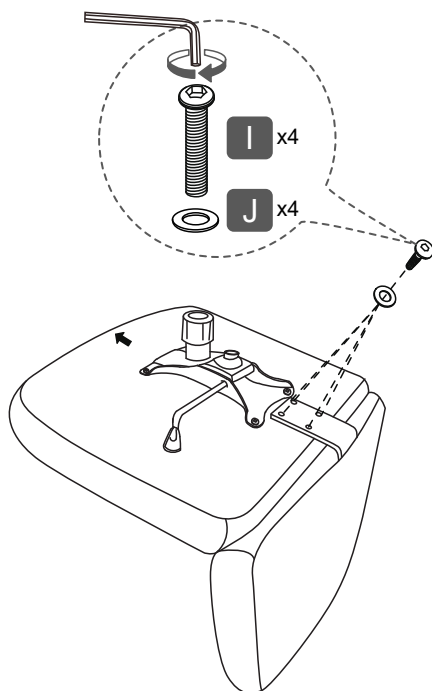
STEP 2

Assemble D to B with its tension knob facing towards the front.



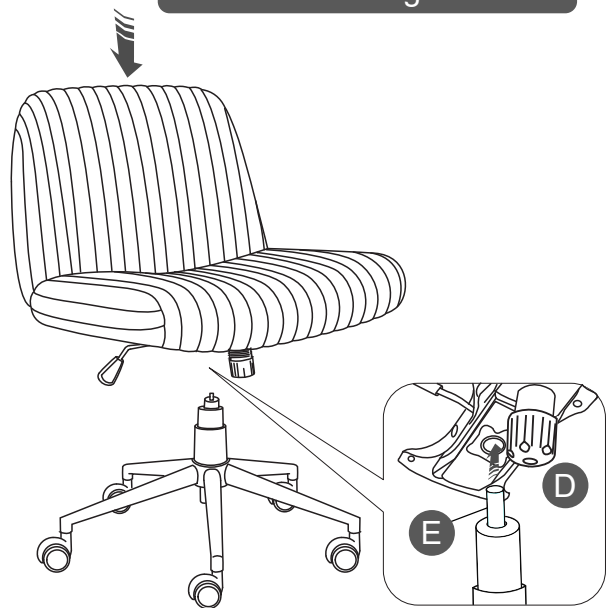
STEP 3

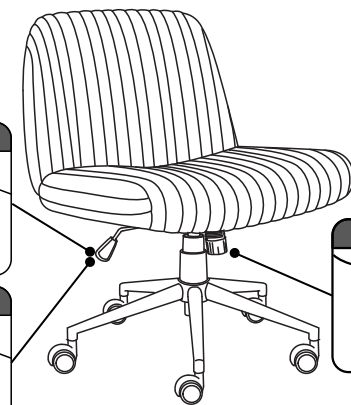



Assemble A to B with screws I and washers J.











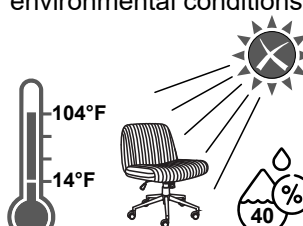

STEP 4

Join the seat with the base making sure the tip of E enters into the big hole of D.



CHAIR'S FUNCTIONS		
<p>Pull Handle UP.</p> <p>Pull Handle OUT to UNLOCK; Push Handle IN to LOCK.</p>	 <div style="display: flex; justify-content: space-around;"> <div style="border: 1px solid black; padding: 5px; text-align: center;"> HEIGHT  </div> <div style="border: 1px solid black; padding: 5px; text-align: center;"> TILTING  </div> <div style="border: 1px solid black; padding: 5px; text-align: center;"> TENSION  </div> </div>	<p>Turn CLOCKWISE for less tension (-); COUNTERCLOCKWISE for more tension (+). With less tension, the tilting feels easier.</p>

WARNINGS		
<p>Not paying attention to the following warnings could result in injuries.</p>		
 <p>Do not use the chair if the frame parts are damaged, or if any of the screws are loose or missing.</p>	<div style="display: flex; justify-content: space-around;"> <div style="text-align: center;">  </div> <div style="text-align: center;">  </div> </div> <p>Only one person at a time and refrain from sitting on the edge of the seat to prevent the chair from tipping over.</p>	 <p>Do not stand or use the chair as ladder.</p>
<div style="border: 1px solid black; padding: 10px; text-align: center;"> WEIGHT LIMIT  250 Lbs (113 Kg) </div> <div style="background-color: black; color: white; padding: 5px; text-align: center; margin-top: 10px;"> DO NOT EXCEED </div>	 <p>Do not leave babies or toddlers unattended while seated on the chair, always ensure adult supervision. Keep children from playing with the chair for their safety.</p>	

CARE AND MAINTENANCE			
<p>Clean with a soft cloth lightly dampened in a solution of smooth soap and water.</p> 	<p>Do not use solvents or abrasive materials.</p> 	<p>Do not expose to direct sunlight or to extreme environmental conditions.</p> 	<p>Inspect the chair thoroughly every 4 months and re-tighten the screws.</p> 

TECHNI SPORT WARRANTY



RTA Products, LLC has warranted the Techni Sport products to the original purchaser who acquired a new product from RTA Products or its authorized re-sellers of the product against defects in material or workmanship.

This warranty is expressly limited to the repair or replacement (at its option) of defective product components or materials as a result of a defect in materials or workmanship. This warranty is limited to merchandise purchased in the Continental United States, excludes AK, HI and PR. No assembly labor is included. The word "defects" as used in this warranty, is defined as imperfections that impair the utility of the product.

This warranty applies under conditions of normal use, but does not apply to defects that result from intentional damage, wear & tear, negligence, unreasonable use or exposure.

Internal metal frame*: Refers to the internal metal steel structure of the seat and back only.

Liability for consequential damages is excluded to the extent exclusion is permitted by law. This warranty gives you specific legal rights, and you may have other rights that vary from State to State.

RTA Products does not warrant: a) natural variations in character marks b) changes in surface finishes due to aging or exposure to light c) marks, scars, or wrinkles occurring naturally in leather d) failure resulting from normal wear and tear e) the matching of colors, grains, or textures of natural materials f) the colorfastness or the matching of textiles, including an exact match to cuttings or to swatch cards g) damage, marking, or staining of veneer surfaces due to contact with rubber or similar compounds, damage from sharp objects or imprinting from writing instruments, or prolonged exposure to direct sunlight h) we do not warrant products that are exposed to extreme environmental conditions or that have been subject to improper storage.

RTA Products shall not be liable for loss of time, inconvenience, commercial loss, or incidental or consequential damages.

Any modification to the original product voids the warranty. We do not warrant the performance of the product when used in combination with other than original products.

This product has been designed for and is intended for office, home-office and gaming use only. This warranty is Original Purchaser's sole remedy for product defects, and this warranty does not extend to any product, or damage to any product, caused by or attributed to abuse or misuse, products used for commercial or rental purposes, use modifications of, or attachments to the product, and products or parts not used, maintained, or extended here under is in lieu of any and all other warranties, express or implied, including without limitations any implied warranty or merchant ability or of fitness for a particular purpose.

To file a Claim within the 48 contiguous United States: Email us to warranty@rtaproducts.com to explain the defect and provide your name, address, phone number, model number of our product, date and place, and proof of purchase. Please provide pictures of the damage or defect.

If we determine that a replacement will remedy the situation, and in order to determine the extent or the cause of the defect, purchaser may be requested to send the part in question at purchaser's expense. Once we receive the part, we will examine it and determine whether the claim is valid (or not), and then proceed to send the replacement. We will ship the replacement at our expense.

Replacement Parts for International Customers & AK-HI-PR orders: RTA Products will replace the part free of charge, while the customer is responsible for shipping costs plus any International local taxes or duties.