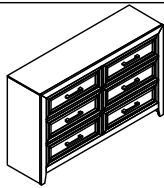



ASSEMBLY INSTRUCTION

MODEL NO: B6600-1
B6610-1
FOR DRESSER

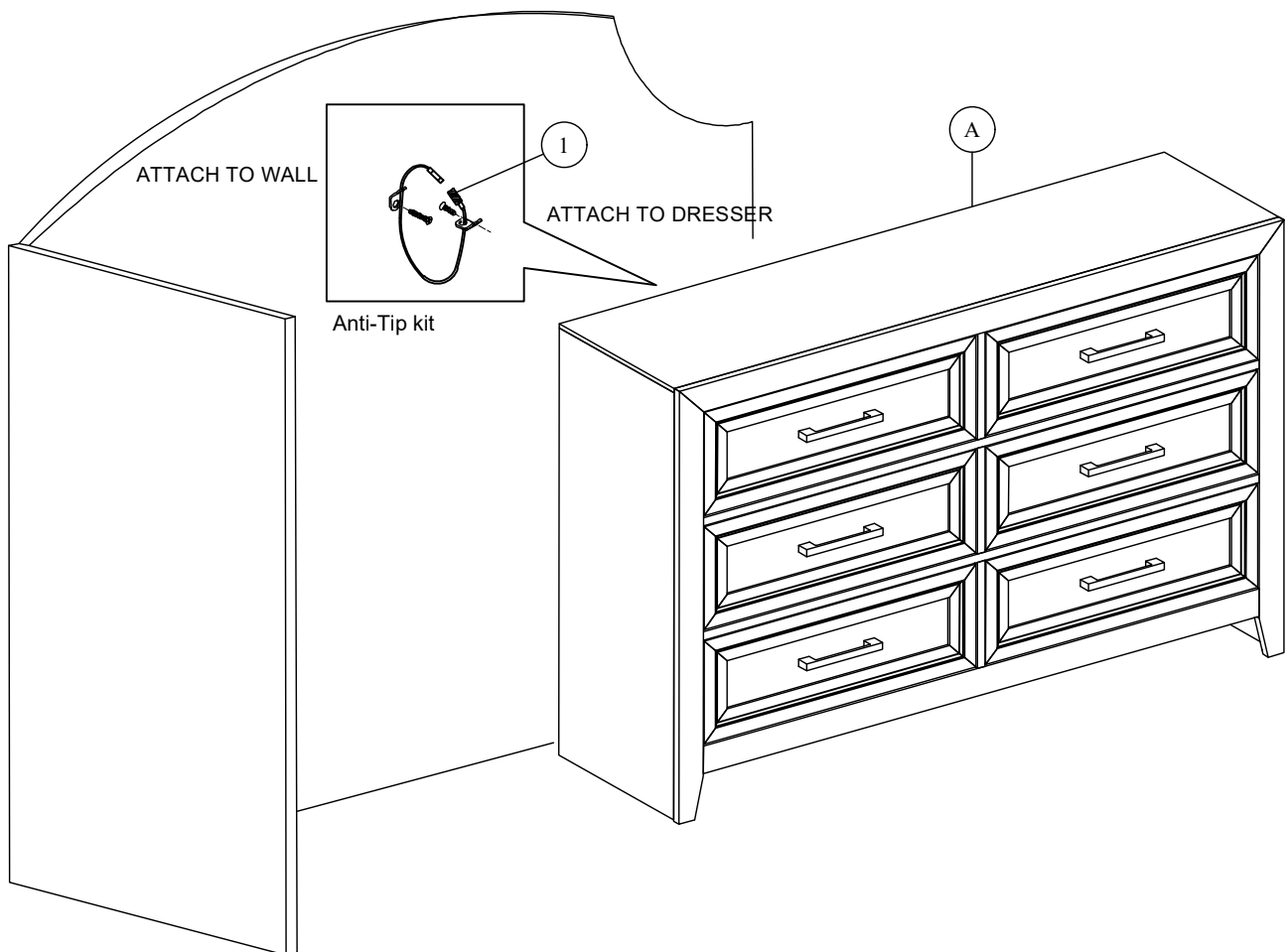
BOX OF DRESSER PART LIST

ITEM	DRAWING	DESCRIPTION	QTY
A		DRESSER	1

BOX OF DRESSER HARDWARE LIST

ITEM	DRAWING	DESCRIPTION	QTY
1		ANTI TIP-KIT	1

Step 1



THE ANTI TIPPING HARDWARE IS LOCATED IN THE RIGHT SIDE FRONT DRAWER OF DRESSER

NOTE : Periodically check to ensure that all connectors (bolts, screws, etc.) are tight.

CLEANING INSTRUCTION

After assembled, clean & polish the completed parts if necessary with soft cloth and industrial recognized furniture polish

MADE IN MALAYSIA

DRESSER