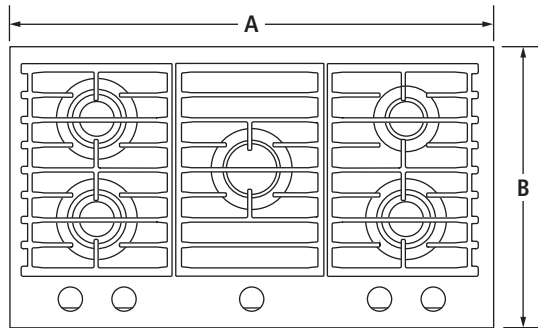
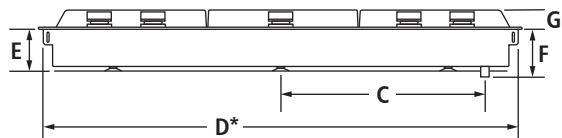


36" GAS COOKTOP
 JGC3536G – 36" x 4³/₁₆" x 21"

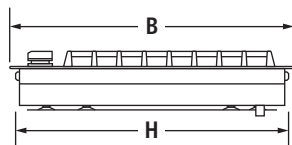
PRODUCT DIMENSIONS



TOP VIEW



FRONT VIEW



SIDE VIEW

MODEL #		JGC3536G	
		in	cm
A	Overall width	36	91.4
B	Overall depth	21	53.3
C	Center of cooktop to center of gas inlet	14 ¹³ / ₃₂	36.6
D*	Width of cooktop base	35 ⁵ / ₁₆	74.5
E	Height of cooktop base	3 ³ / ₁₆	8.1
F	Height from gas inlet to underside of cooktop	4 ³ / ₁₆	10.6
G	Height of cooktop with grates	1 ¹ / ₄	3.1
H	Depth of cooktop base	20 ⁵ / ₁₆	51.6

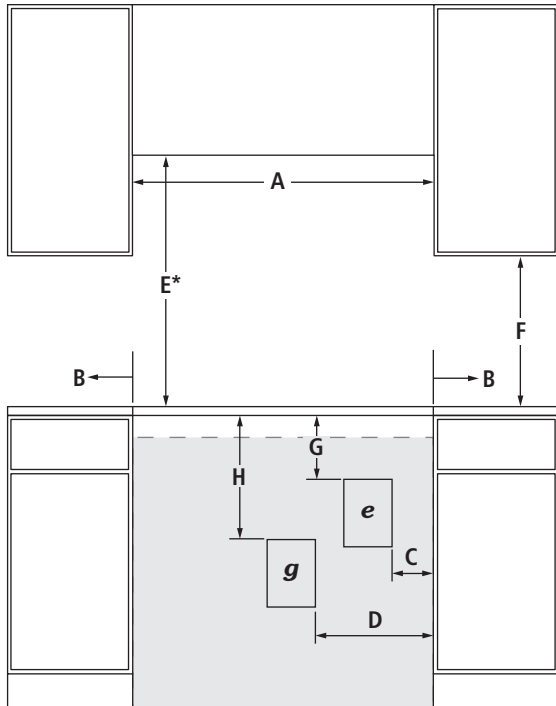
*Measured from tab to tab. Tabs should not be bent during installation.

IMPORTANT: Dimensional specifications are provided for planning purposes only. Do not make any cutouts based on this information. Refer to the Installation Guide before selecting cabinetry, verifying electrical/gas connections, making cutouts or beginning installation. All Jenn-Air® appliances are appropriately UL, CUL or CSA approved.

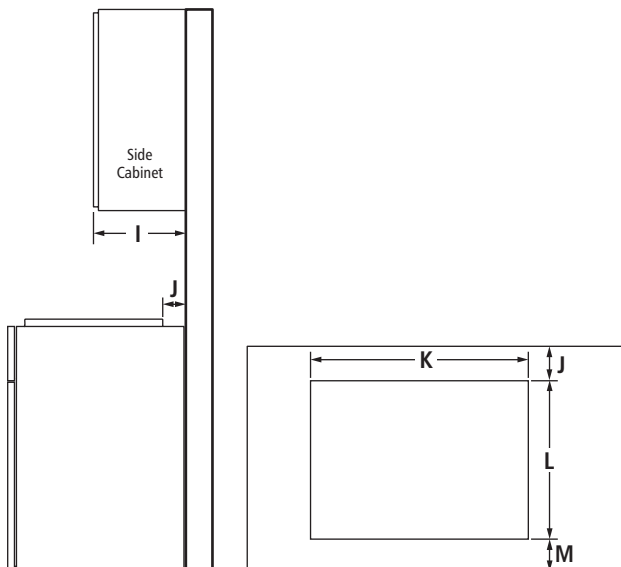
36" GAS COOKTOP

JGC3536G – 36" x 4³/₁₆" x 21"

OPENING/CLEARANCE DIMENSIONS



FRONT VIEW



SIDE VIEW

TOP VIEW – CUTOUT

MODEL #	JGC3536G		
	in	cm	
A	Width of combustable area above cooking surface (min.)	36	91.4
B	Width from cooktop to fixed wall or other combustable material (min.)	6	15.2
C	Width to outer edge of electrical outlet (recommended)	9	22.9
D	Width to gas supply line location (recommended)	12	30.5
E*	Height to bottom of uncovered wood or metal cabinet above cooking surface (min.)	30	76.2
F	Height to bottom of uncovered wood or metal cabinet (min.)	18	45.7
G	Height to top edge of electrical outlet (recommended)	9	22.9
H	Height to gas supply line location (recommended)	18	45.7
I	Depth of upper cabinet (recommended)	13	33.0
J	Depth from cutout to wall (min.)	2 ⁵ / ₁₆	5.9
K	Width of cutout	35 ³ / ₈	89.9
L	Depth of cutout	20 ³ / ₈	51.8
M	Depth from cutout to front of countertop	2 ⁵ / ₁₆	5.9
e	Recommended electrical access location		
g	Recommended gas supply line location		

*Dimension can be reduced by 6" (15.2 cm) when bottom of wood or metal cabinet is covered by not less than 1/4" (0.6 cm) flame retardant millboard covered with not less than No. 28 MSG sheet metal, 0.015" (0.4 mm) stainless steel, 0.024" (0.6 mm) aluminum or 0.020" (0.5 mm) copper. If installing a hood or microwave hood combination above the cooktop, follow the hood or microwave hood combination instructions for dimensional clearances above the cooking surface.

GAS REQUIREMENTS

Natural Gas

This cooktop is factory-set for use with natural gas.

LP Gas Conversion

Conversion must be done by a qualified service technician. To convert to LP gas, use an LP gas conversion kit.

ELECTRICAL REQUIREMENTS

120 volt, 60 Hz, AC only, 15-amp fused, electrical circuit is required. A time-delay fuse or dedicated circuit is recommended.

LOCATION REQUIREMENTS

- To ensure cooktop base clearance, cabinet side walls need to be wider than the cutout.
- If cabinet has a drawer, allow a 4" (10.2 cm) minimum clearance between countertop and top of drawer. Drawer depth may need to be shortened to avoid interfering with the regulator.

IMPORTANT: Dimensional specifications are provided for planning purposes only.

Do not make any cutouts based on this information. Refer to the Installation Guide *before* selecting cabinetry, verifying electrical/gas connections, making cutouts or beginning installation.

All Jenn-Air® appliances are appropriately UL, CUL or CSA approved.

