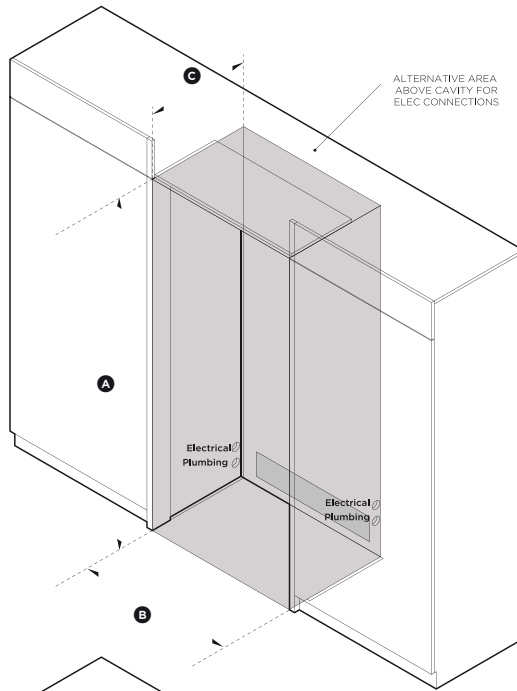
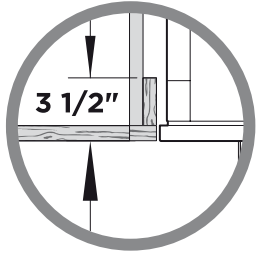
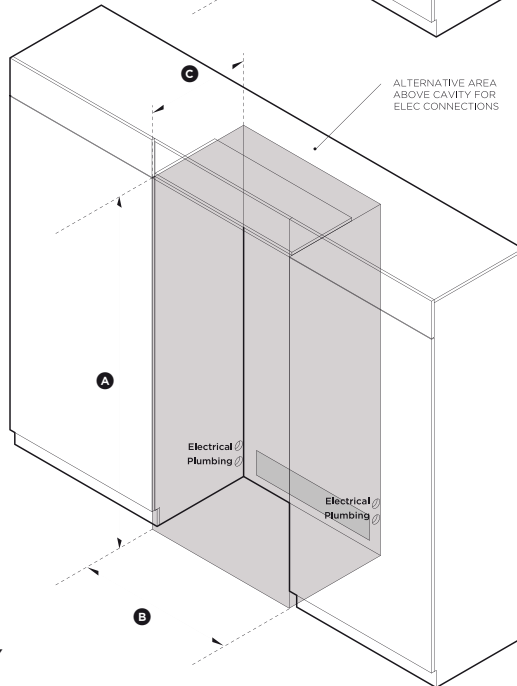
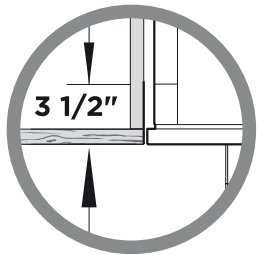


CAVITY PREPARATION

Framed: Finished return, sides and top



Frameless: Finished return, sides and top



ISO VIEW OF CAVITY

36" ACTIVSMART™ BUILT-IN REFRIGERATOR

Model no:

RS36A80U1 (with Stainless Steel Door panels PART NO. RD3680U)

Cavity Dimensions		in
Ⓐ Overall height of cavity		80"
Ⓑ Overall width of cavity		36"
Ⓒ Overall depth of cavity		24 3/4"

Specifications

Electrical

Supply 115 VAC, 60 Hz


Service 10 amp circuit

Plumbing

Supply 1/4" (6mm) comp. stainless steel braided hose

Pressure min 22 psi (150 kPa)
max 120 psi (827 kPa) @ 68°F (20°C)

NOTE: Electrical connection can be located an adjacent cabinet to either side of the fridge or above the fridge cavity.



ELECTRICAL AND WATER CONNECTIONS MUST BE WITHIN THIS SPACE IF LOCATED BEHIND THE REFRIGERATOR

REAR OF CAVITY

IMPORTANT NOTE: The product dimensions and specifications apply at the date of issue. Under our policy of continuous product improvement, these dimensions and specifications may change at any time. Dimensions may vary by $\pm 3/32"$. Please read the installation manual for detailed information on installing the product or visit fisherpaykel.com.

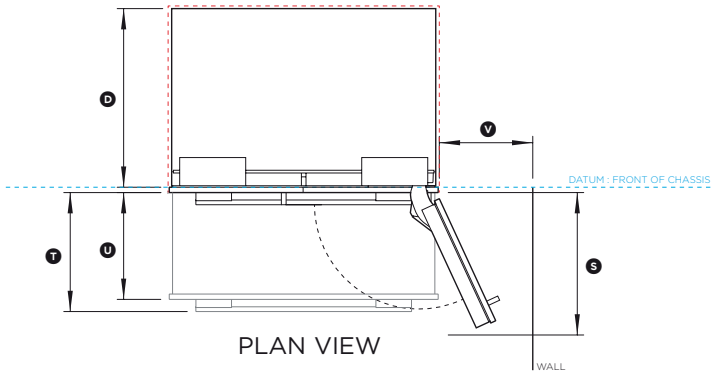
Fisher & Paykel

DATA SHEET

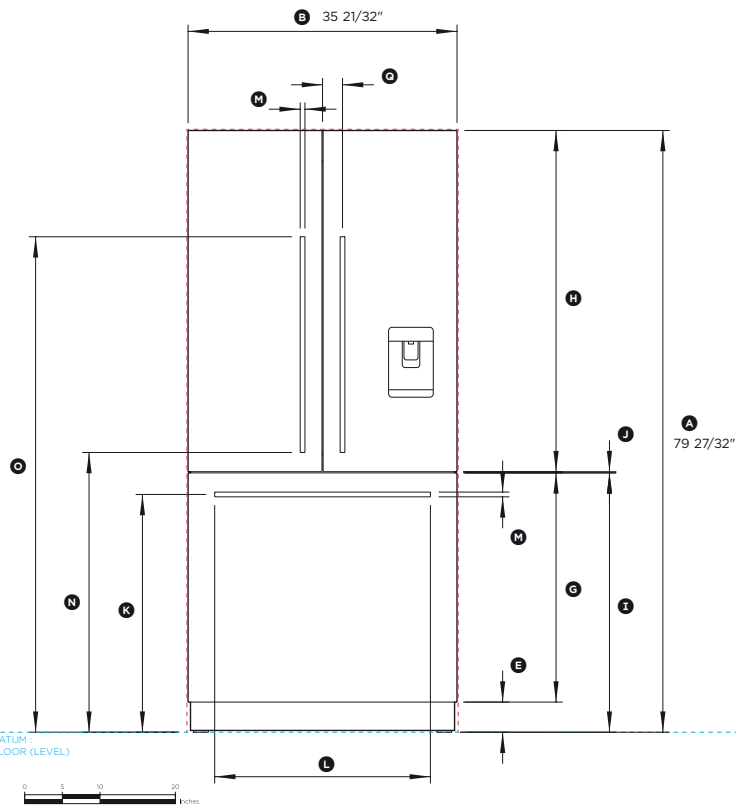
36" ACTIVSMART™ BUILT-IN REFRIGERATOR

Model no:

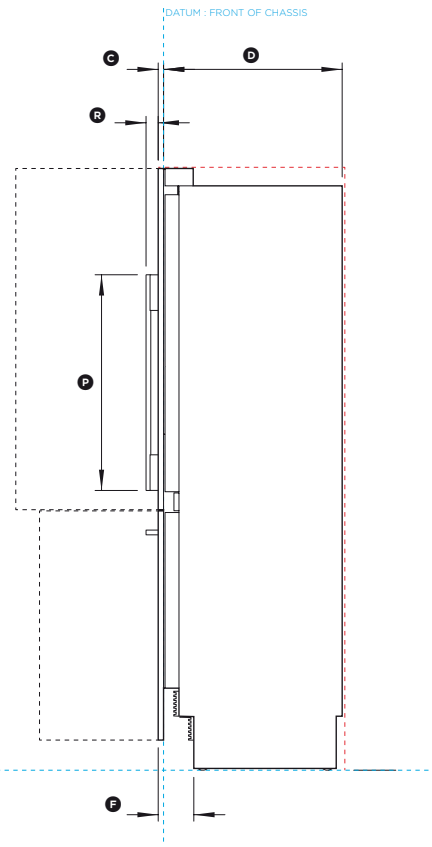
RS36A80J1 (with Stainless Door panels PART NO. RD3680U)



PLAN VIEW



FRONT VIEW



PROFILE VIEW

Product Dimensions	in
Ⓐ Overall height of fridge	79 27/32"
Ⓑ Overall width of fridge	35 21/32"
Ⓒ Depth of fridge front panels (excl. handles)	3/4"
Ⓓ Overall depth of fridge (excl. front door panels)	23 3/4"
Ⓔ Height from bottom datum to top of toekick	4"
Ⓕ Depth of toekick measured from front of door	4 3/4"
Ⓖ Height of bottom drawer panel	30 13/32"
Ⓗ Height of top door panels	45 9/32"
Ⓙ Height from bottom datum to top of drawer panel	34 13/32"
Ⓚ Gap between top and bottom door panels	5/32"
Ⓛ Height from bottom datum to centre of bottom handle	31 17/32"
Ⓜ Width of bottom handle	28 5/8"
Ⓝ Thickness of handles	5/8"
Ⓟ Height from bottom datum to bottom of top handle	37 1/8"
Ⓠ Height from bottom datum to top of top handle	65 3/4"
Ⓡ Height of top handles	28 5/8"
Ⓢ Distance from centre of fridge to the centre of top handles	2 5/8"
Ⓣ Depth of handle (measured from front of door)	1 5/8"
Ⓤ Depth of door (widest opening) measured from front of door	18 29/32"
Ⓡ Depth of drawer (open) measured from front of drawer, including handle	15 3/4"
Ⓢ Depth of drawer (open) measured from front of drawer, excluding handle	14 3/16"
Ⓥ Minimum door clearance to adjacent wall (115° - full internal access)	12 13/32"

Clearances Dimensions	in
Minimum cabinetry gap clearance from edge of product	5/32"
Overall height of cavity	80"
Overall width of cavity	36"
Overall depth of cavity	24 3/4"

INDICATES PRODUCT DATUM ---
 INDICATES MINIMUM CABINETRY CLEARANCES ---

IMPORTANT NOTE: The product dimensions and specifications apply at the date of issue. Under our policy of continuous product improvement, these dimensions and specifications may change at any time. Dimensions may vary by ±3/32". Please read the installation manual for detailed information on installing the product or visit fisherpaykel.com.