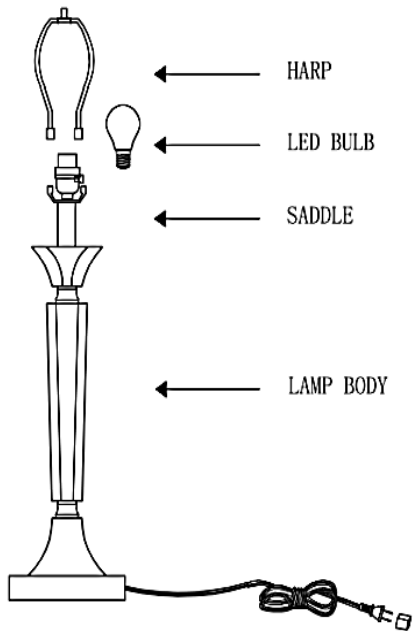
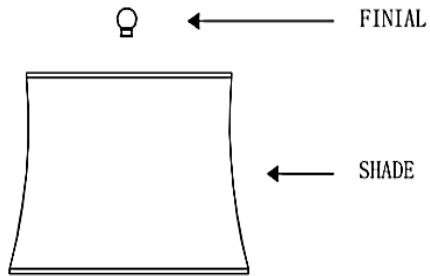


2 SETS:

COMPONENTS INCLUDED IN THE PACKAGE




LHC
LAVISH HOME
COLLECTION



THIS LAMP IS UL LISTED.
ASSEMBLY INSTRUCTIONS:

- 1.Insert the harp into the saddle and lower the two harp caps until they cover the two-pronged saddle.
- 2.Place the shade over the assembled harp.
- 3.Attach the finial and tighten to secure the shade.
- 4.Insert the provided LED bulb into the socket. Maximum (1) 100-watt TYPE A standard bulb (not included). This product is only suitable for connection to a 240V~50Hz supply. For indoor use only.

For safety purposes, this lamp is equipped with a polarized plug (one blade is wider than the other). If the plug does not fit securely into your outlet, do not force it-contact a professional electrician.

	E26	9W	UL LISTED
---	-----	----	-----------

IMPORTANT SAFETY INSTRUCTIONS

THIS PORTABLE LAMP HAS A POLARIZED PLUG(ONE BLADE IS WIDER THAN THE OTHER)AS A FEATURE TO REDUCE THE RISK OF ELECTRIC SHOCK.THIS PLUG WILL FIT IN A POLARIZED OUTLET ONLY ONE WAY. IF IT DOES NOT FIT FULLY IN THE OUTLET, REVERSE THE PLUG.IF IT STILL DOES NOT FIT, CONTACT A QUALIFIED ELECTRICIAN.NEVER USE WITH AN EXTENSION CORD UNLESS THE PLUG CAN BE FULLY INSERTED.

TO CLEAN:PLEASE USE A NON-ABRASIVE DRY CLOTH LIKE MICRO-FIBER IN CLEANING.
USE MILD DISH SOAP ON DAMP NON-ABRASIVE CLOTH IF THE LAMP IS DUSTIER.
DO NOT USE HOUSEHOLD CLEANERS.