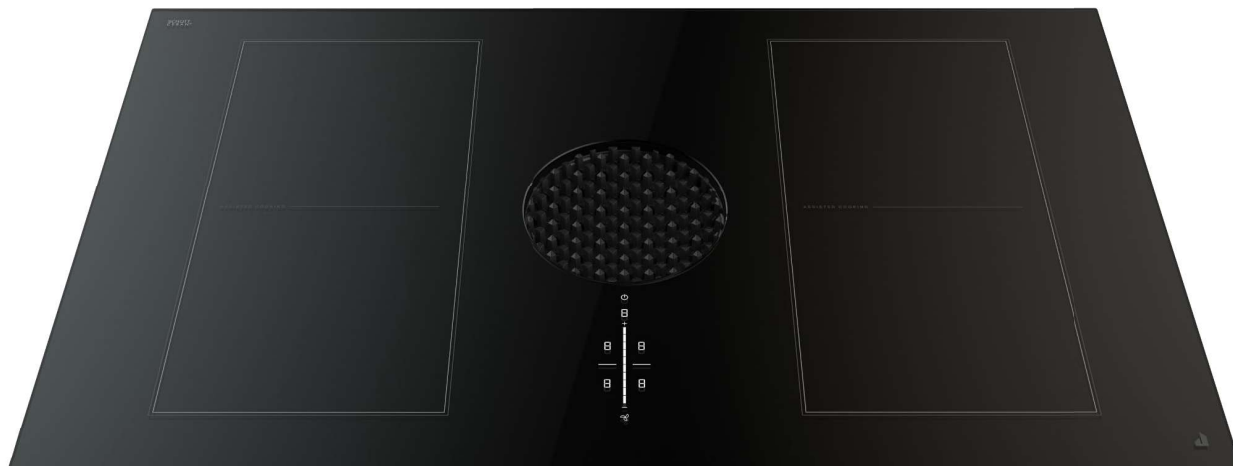


JennAir® 36" Induction Downdraft Cooktop

JIDT836SBL



Preliminary imagery

Key Features

Infinite Design Potential

Unlock new horizons in kitchen design with our downdraft cooktop. Its slim profile liberates your space from bulky hoods and cabinet constraints, making even floating islands a reality. True design freedom awaits.

Quiet Ventilation Technology

Running as low as 30 dBA, sound-reducing technology minimizes the noise of the ventilation system

Powerful and Effective Extraction for Cleaner Air

Helps clear kitchen air of cooking vapors and odors with a powerful 345 CFM Motor Class extraction that works 5x faster than steam can rise, helping to maintain a pleasant kitchen environment.

Flexible Ventilation Options

External Vent vs. Recirculating Air Vent lets you customize your downdraft cooktop even further by allowing you to choose the vent system that works best for your kitchen (Recirculation kit sold separately)

Product Details

Dimensions (in)	36 5/16" W x 7 7/8" H x 22 1/16" D	Automatic Pan Detection	Yes
True Flush Installation	Yes	Automatic Bridging	Yes
Fuel Type	Magnetic Induction	Recirculating & Vented	Yes
Elements/Burners	4	Extraction Power	345 CFM
Cooktop Specs	L Front 9 x 9", 3000W w/ Boost	Sound Level	30 dBA @ level 1
	L Rear 9 x 9", 3000W w/ Boost		
	R Front 9 x 9", 3000W w/ Boost		
	R Rear 9 x 9", 3000W w/ Boost		

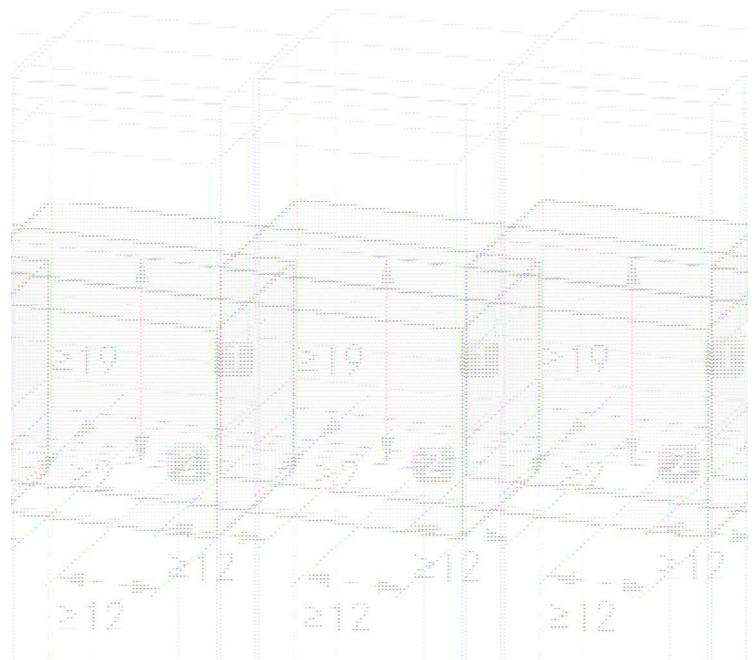

*Target Launch Details; Imagery & Preliminary Claims Subject to Change

Electrical Requirements

- A 3-wire or 4-wire, single phase, 120-/240-volt, 60 Hz AC-only electrical supply on a separate, 40-amp circuit breaker is required. If a fused system is used, fuse both sides of the line.
- The cooktop should be connected directly to the junction box through the flexible metal conduit. The flexible, armored cable extending from the fuse box or circuit breaker box should be connected directly to the junction box.
- Locate the junction box to allow as much slack as possible between the junction box and the cooktop so that the cooktop can be moved if servicing becomes necessary in the future.
- A UL listed CSA approved conduit connector must be provided at each end of the power supply cable (at the cooktop and at the junction box)

Cutout Dimensions (flush installation)

Dimensions listed are in inches



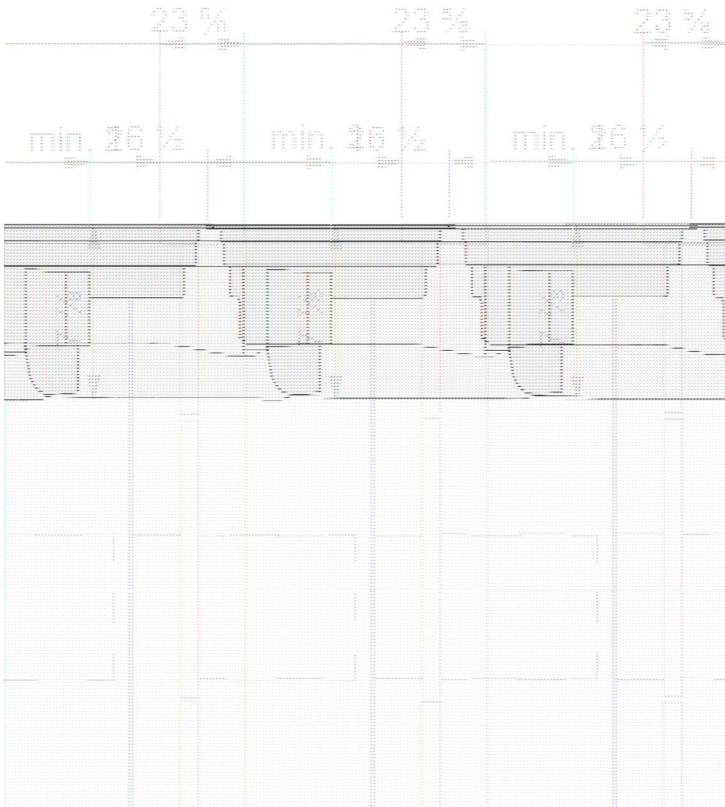
- [1] Required clearance
- [2] Worktop cut-out

JennAir® 36" Induction Downdraft Cooktop

JIDT836SBL

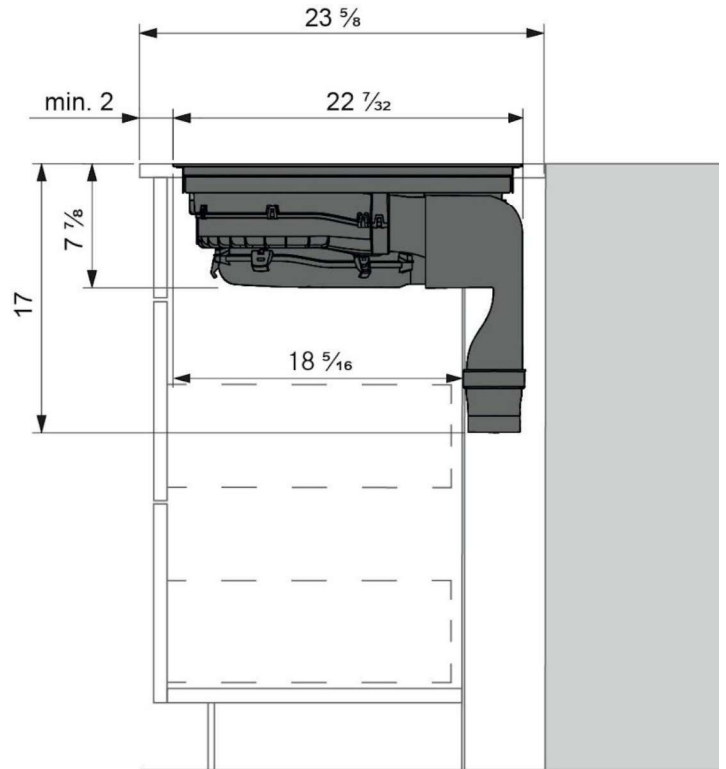


Ducted Extraction



Dimensions listed are in inches

Recirculating Extraction



Recirculating Kit Accessory: TBD
Recirculating Kit MSRP: TBD



*Target Launch Details, Imagery & Preliminary Claims Subject to Change

JennAir® 36" Induction Downdraft Cooktop

JIDT836SBL

Accessories

RECIRC ATTACHMENT Kit	W11751835
CHARCOAL FILTER	W11751834
GREASE FILTER	W11751832
INLET NOZZLE	W11751830
36" COOKTOP FRAME	W11751837